



WORLD CLASS DIGITAL X-RAY SYSTEMS

PRODUCT PRESENTATION

Arcoma Intuition

CONTENT

Arcoma Intuition

- Arcoma Intuition
- Arcoma X-ray Cube
- Stitching
- Resus room application



ARCOMA INTUITION

ARCOMA INTUITION

VERSATILE DIGITAL RADIOGRAPHY SYSTEM

Arcoma Intuition is a versatile digital radiography system that combines outstanding image quality with clinical flexibility and high productivity for a wide range of radiographic applications.

The cost-effective, modular concept allows you to configure the system to precisely fit your room and clinical requirements.



Note: the system is equipped with options and accessories

Easy workflow

Smart investment

Low dose

Excellent imaging results

Shared detector configurations

Ergonomic design



ARCOMA INTUITION

VERSATILE DIGITAL
RADIOGRAPHY SYSTEM

Note: the system is equipped with options and accessories



THE INTUITION X-RAY SYSTEM

Arcoma Intuition



The Arcoma Intuition system can be ordered with either open or closed table.

X-Ray Tube

- **Lightweight Overhead Tube Crane**
 - Easy to position with full manual override
 - Manoeuvre to the precise position required
 - Lower risk of back and shoulder injury
 - Can be installed into rooms with weaker ceiling structures
- **Intuitive on-tube touch screen**
 - Verify patient identity
 - Change exposure factors
 - Image review for positioning assistance
- **Fully motorised auto positioning and servo tracking**



Vertical Wall Stand

- Lightweight manual and motorised vertical movement
 - OTC servo tracking
 - Multiple centre points allow optimum positioning
- Easily-removable grid
- Quickly rotates to horizontal position
- Extensive vertical range allows imaging of lower extremities
 - Facilitates paediatric imaging
- Integrated collimator control
- Long film imaging with automatic stitching



Radiographic Table – Open table

- Open table design
 - Optimises patient access
 - Better infection control
- Large tabletop with long and effortless table stroke
 - X-ray from skull to toe without moving the patient
- Automatic table tracking keeps the OTC at a pre-defined SID
- Long table release bar is easily accessible
- Low table position for ease of patient transfer
- High weight limit of 300kg
- Tableside and foot pedal controls for table height



Radiographic Table – Closed table

- Optional closed table for Intuition system
- Ideal for uneven floors
- Large tabletop with long and effortless table stroke
- Automatic vertical tracking keeps the OTC at a pre-defined FFD
- Low table position for ease of patient transfer
- High weight limit of 295kg
- Tableside hand controls
- Inline foot pedals





X-RAY CUBE

- ARCOMA INTUITION

Arcoma X-ray Cube

- The Arcoma X-ray Cube is a standalone self-supporting solution that enables quick installation of an X-ray system in, for example a temporary hospitals.
- Set-up of this system can be done in less than 24 hours and it's also quick to take down or move when the needs change.
- Can be used together with the Arcoma Intuition system

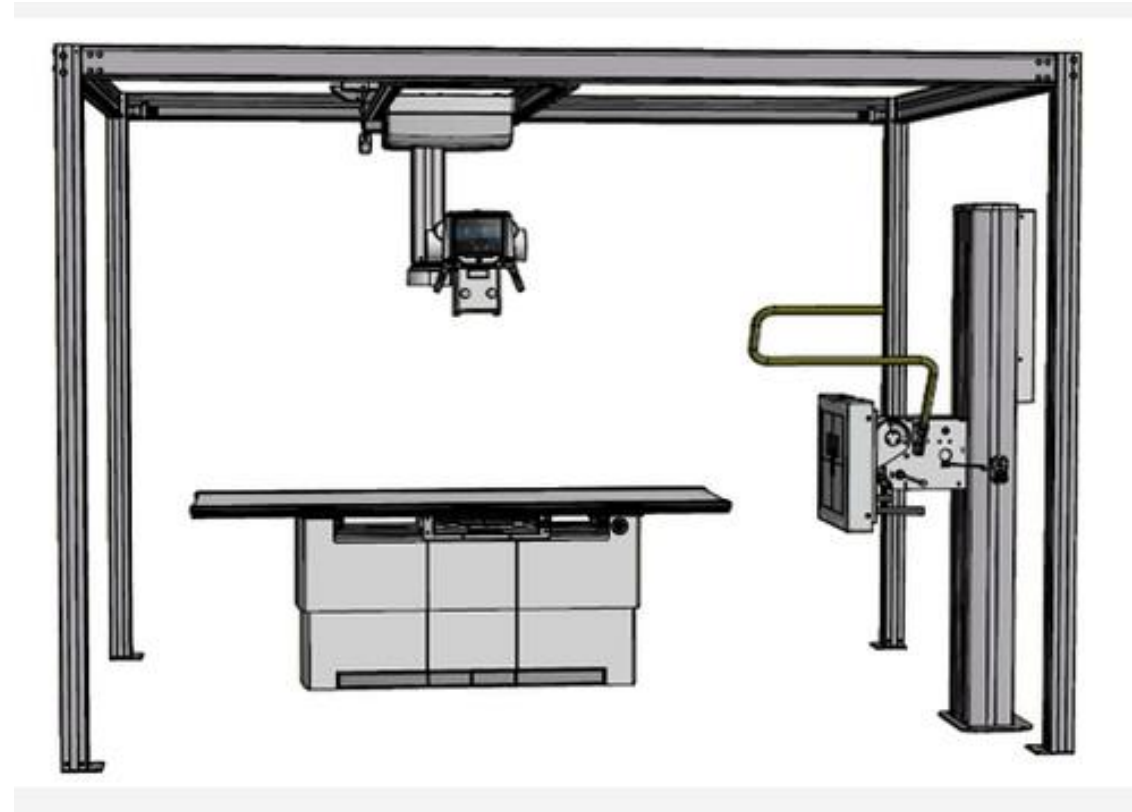


Cube installation

- **Self-supporting**
- **Quick installation (less than 24 hours)**
- **Perfect for temporary needs**

Details:

- Optional for Intuition System
- No ceiling support required
- Two heights available
 - 2.5m (8' 3")
 - 2.8m (9' 3")
- Still allows FFD of 115cm
- Gives the flexibility of an overhead tube without needing ceiling strength



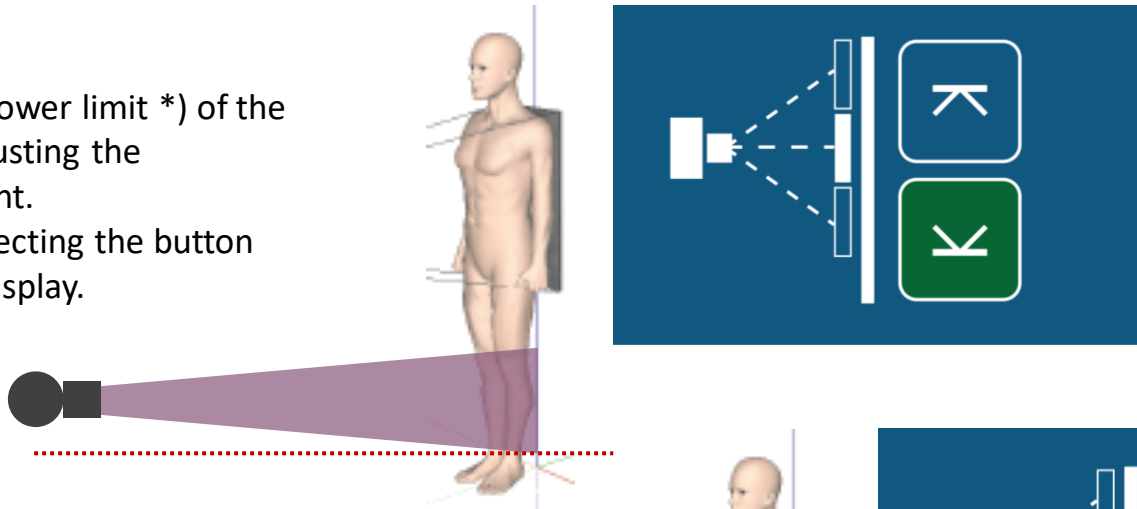


STITCHING

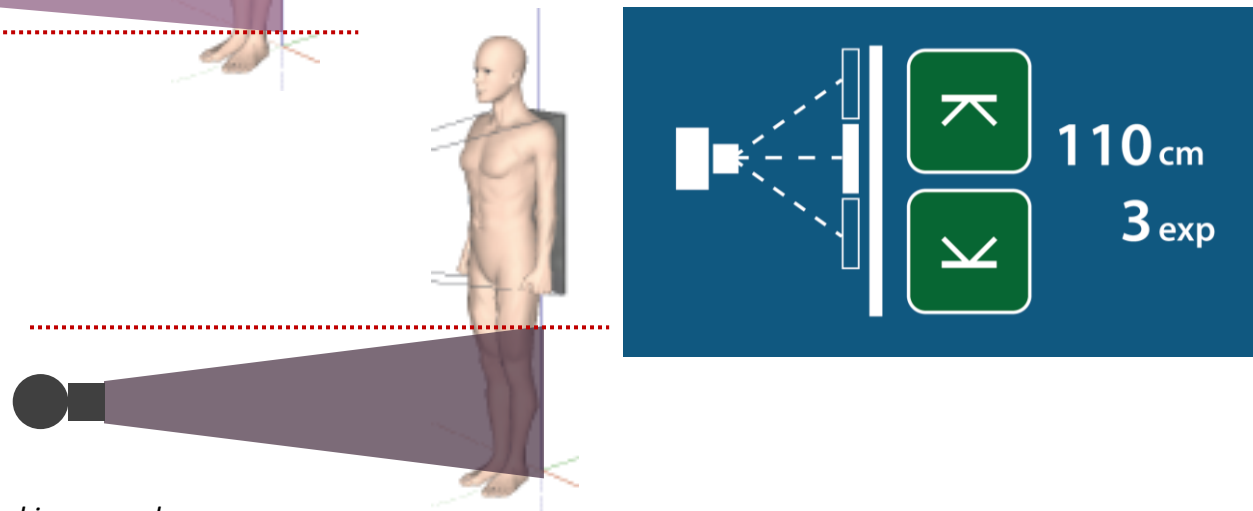
- ARCOMA INTUITION

Intuition, stitching procedure

- 1) Indicate the lower limit *) of the image by adjusting the collimator light. Define by selecting the button on the OTC display.



- 2) Indicate the upper limit *) of the image by adjusting the collimator light. Define by selecting the button on the OTC display.



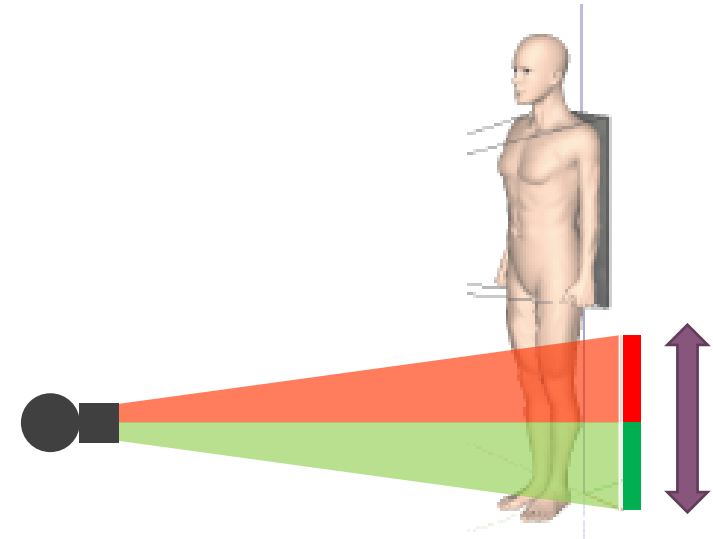
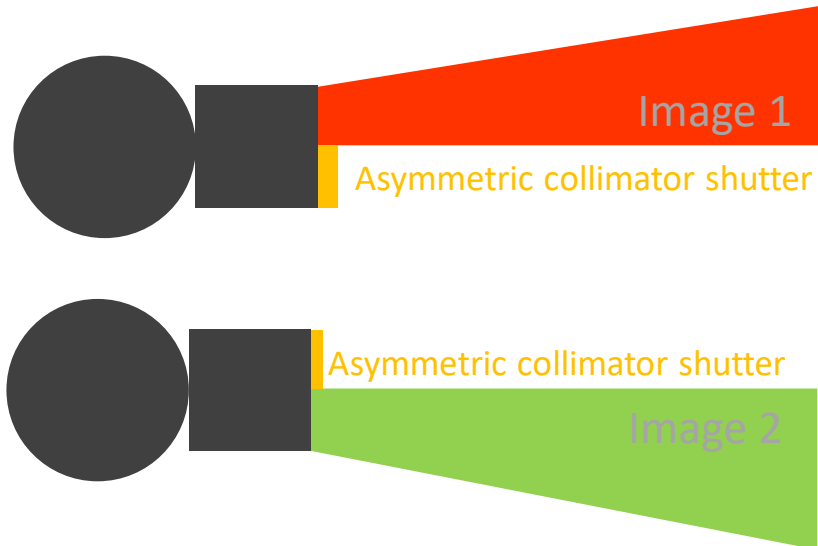
*) Upper or lower limits can be defined in any order.

Intuition, stitching procedure

3) Press exposure handle



4) Images are captured automatically




Stitching frame

The stitching frame provides additional patient support in the standing position for multi-exposure stitching.

- Mobile, easy to move and position
- Step, Grip rails
- Clear Plexiglas backing
- Locates into precise position in front of Wall Stand





Resus room application

- ARCOMA INTUITION

The Resus room

- A Resus room is an area for patients who are admitted, often via ambulance, for resuscitation.
- A typical general hospital has several fully equipped bays and overhead gantrys for portable emergency X-rays.



Resus configuration

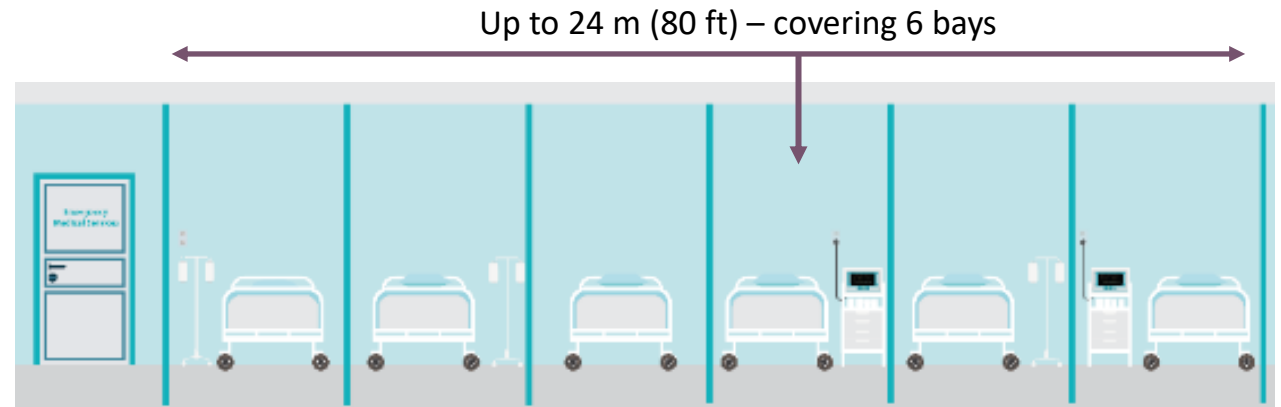
- The Resus configuration for Arcoma Intuition consists of only the OTC (without table and wall stand.)
- With an Overhead Tube Crane (OTC) the floor area will be kept as free as possible from obstruction in the busy trauma area.



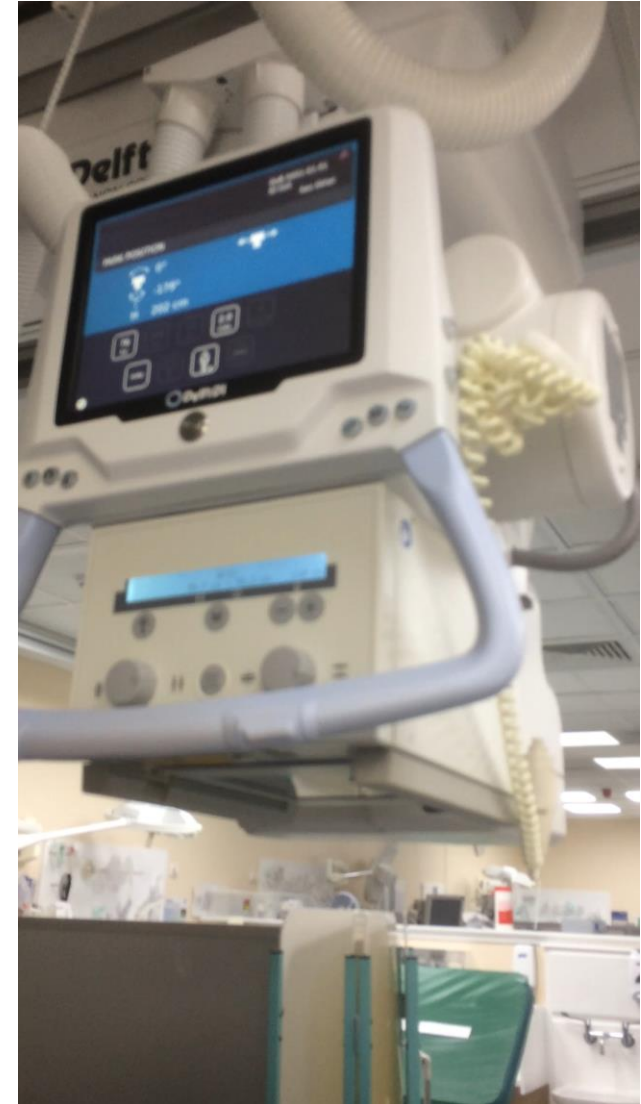
Ideal for the Resus Room

The light weighted Intuition and Precision i5 systems are ideal for Resuscitation Room applications.

- Lightweight OTC - ideal for multi-bay coverage
- Keeps floor area around the patient clear
- Integrated exposure buttons, warning lights & Wifi
- Instant preview images allow quick confirmation of positioning
- Quality trauma imaging can be quickly completed
- Up to 24m coverage, with motorised movement between bays



Installations worldwide



Arcoma products has been installed in many resus rooms worldwide, for example at the Royal London Hospital.

THANK YOU

Arcoma AB | Annavägen 1 | 352 46 Växjö | Sweden



PHONE

+46 470 70 69 00



EMAIL

service@arcoma.se



WEBSITE

www.arcoma.se