

Spare Part Catalogue



Arcoma Intuition / Arcoma Intuition i3

AIM

The Spare Part Catalogue is designed to help identify the required spare part and its corresponding unique spare part/article number. This number is crucial when placing an order for a replacement part to Arcoma.

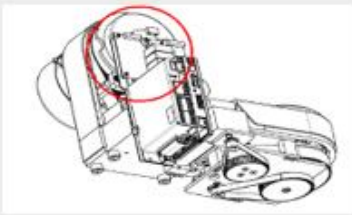

For pricing information, please refer to the Spare Part List (SPL).

HOW TO NAVIGATE THIS SPARE PART CATALOGUE

The spare parts are organized based on their location within the system. You can locate the correct part either by using the search function in the PDF or by navigating to a specific section through the links below:

- [Overhead tube crane \(OTC\)](#)
- [Wall stand \(WS\) + Wall stand bucky](#)
- [Table \(TS\): Two column table + Table bucky](#)
- [Table \(TS\): Closed table](#)
- [System cabinet \(SC\)](#)
- [Imaging Acquisition System and Parts in Control Room](#)

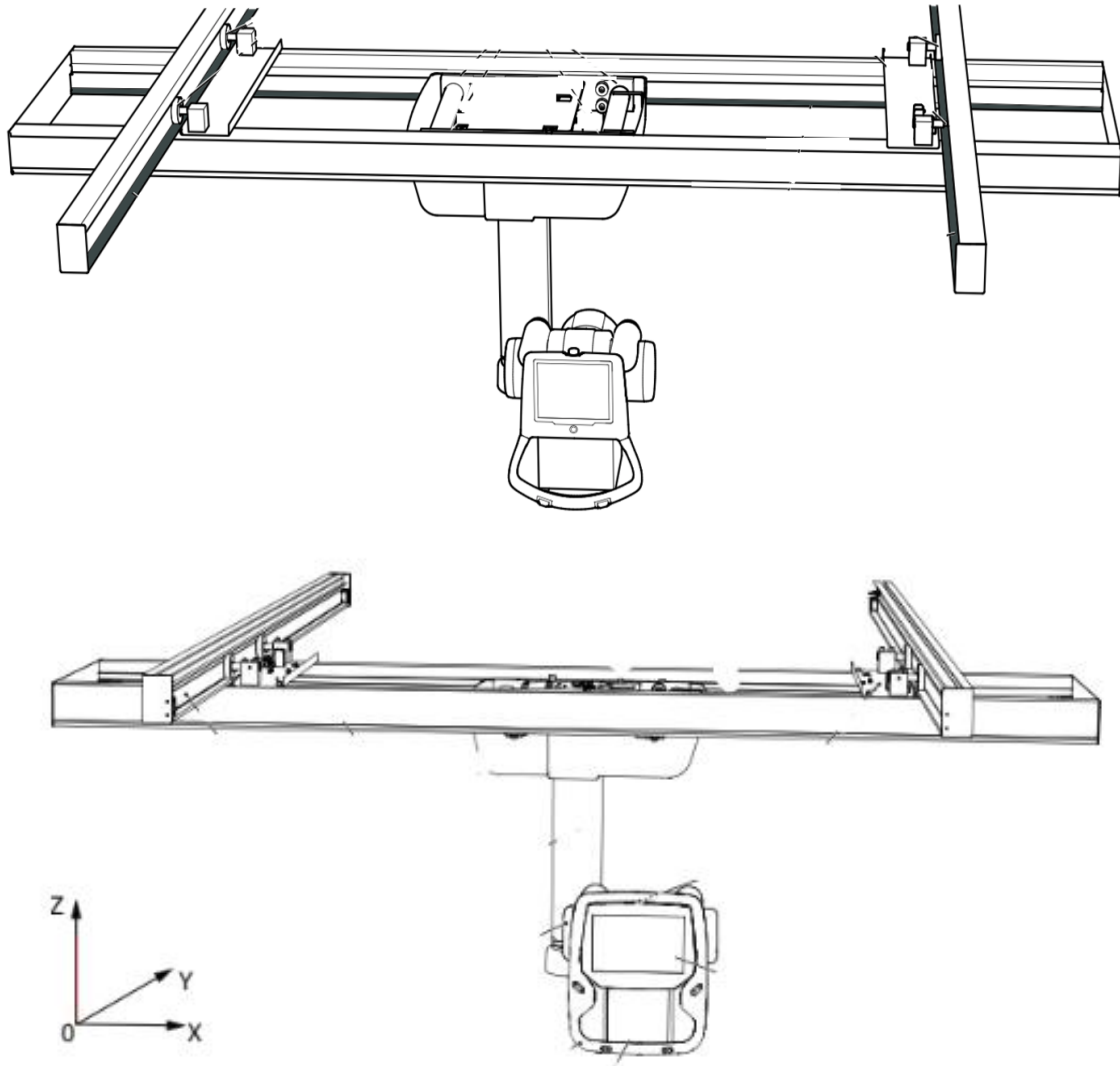
Each spare part has a description, spare part/article number, drawing, and photo. If the spare part includes additional visible information or numbers, these are also listed to simplify identification. See example below. The spare part / article number shall be used when placing an order for a replacement part.

Description	Spare Part Article No.	Info/Number displayed on part	Drawing	Photo
Brake Magnet A	0070-810-019	1.AMAG01 0070-004-019		



Instruction available on Arcoma Partner Portal
Contact service@arcoma.se to get access.

OTC - Overhead Tube Crane

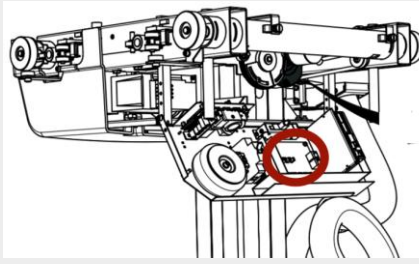

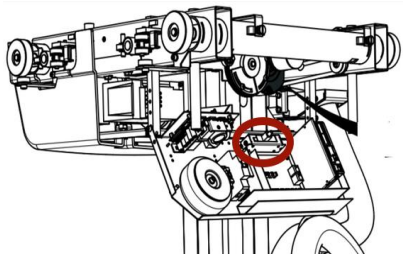

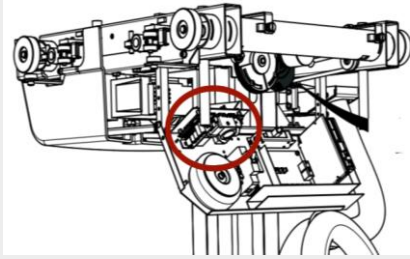

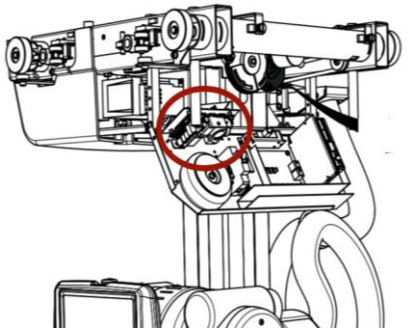

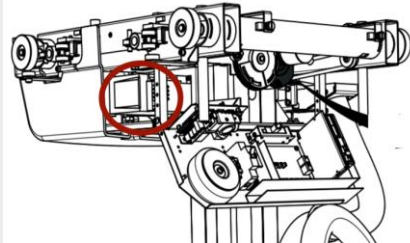



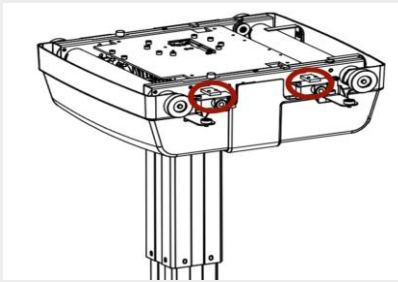

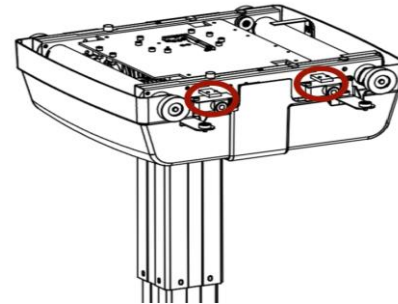

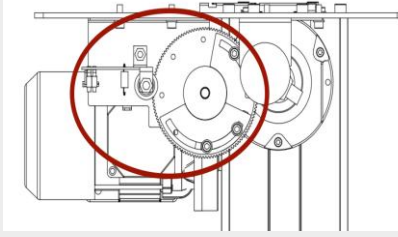

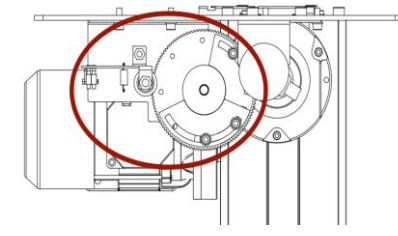

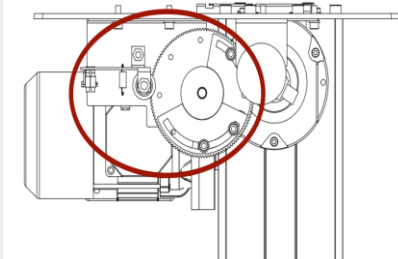

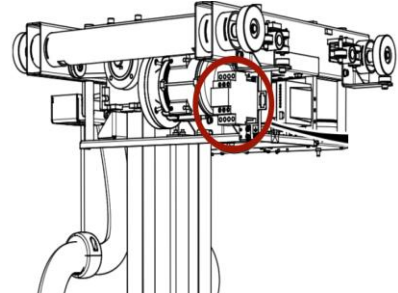

Description	Spare Part article no	Info/Number on spare part	Drawing	Photo
Covers ceiling wagon OTC	0170-810-223	0170-605-023 0170-605-024 54-071 <i>FastLoc kit included</i>		
FastLoc kit For Ceiling wagon covers	0200-810-071	54-071		
Wheel, OTC	0070-810-236	0070-001-235 SGA 12		
Elastic band	0170-810-009	-- <i>Elastic band, plastic clamp + plastic screws and washers</i>		
HV Cable assembly 16m	0183-810-316	0183-750-316		

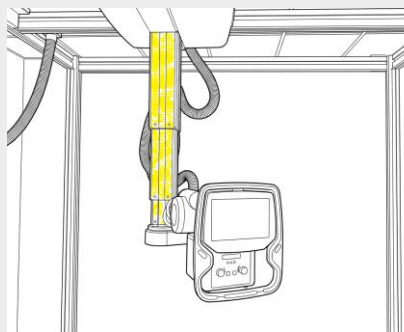

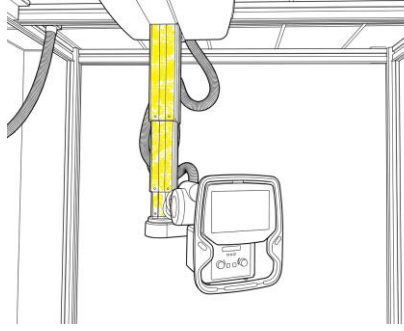

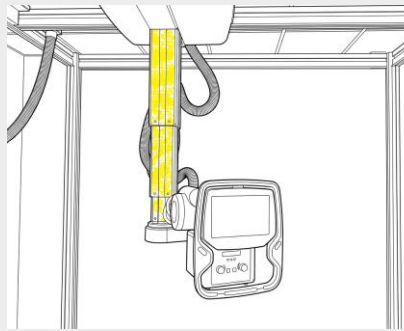

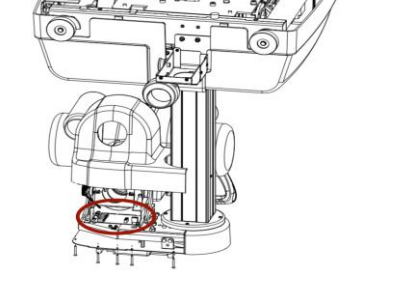

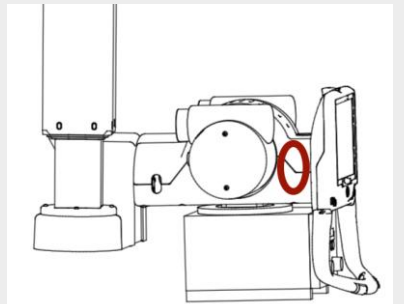

<p>HV Cable assembly 24m</p>	<p>0183-810-324</p>	<p>0183-750-324</p>		
<p>Protective hose, For OTC HV cable assy.</p>	<p>05-052 Length defined at the time of order.</p>	<p><u>Intuition (16m):</u> Tube - OTC 2500mm OTC - X 2000mm X - Wall 4200mm <u>Intuition (24m):</u> Tube - OTC 2500mm OTC - X 2000mm X - Wall 4700mm</p>		
<p>Index assy. cpl. Beta</p>	<p>0170-810-014</p>	<p>0170-004-014 904615-0x</p>		
<p>Index plate Alpha/Beta</p>	<p>0170-810-008</p>	<p>0170-004-008</p>		
<p>Label, angle Beta</p>	<p>0170-810-399</p>	<p>0170-003-399</p>		

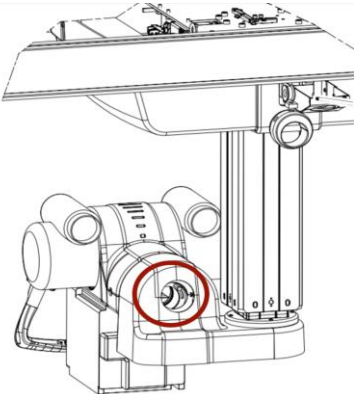

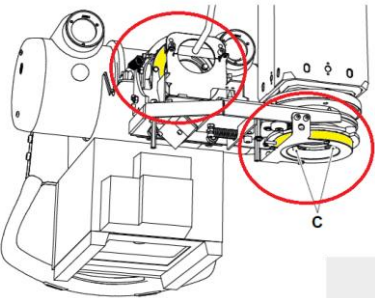

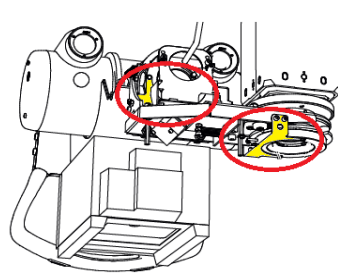

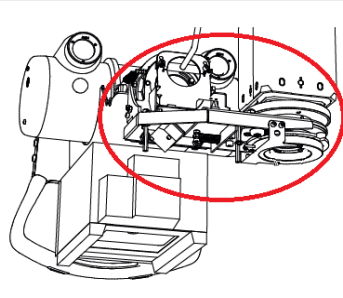
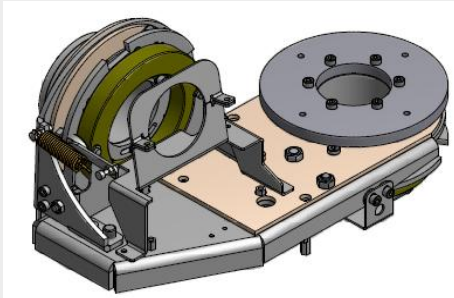
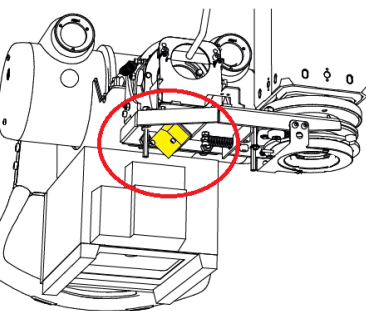

<p>Index assy. Cpl. Alpha</p>	<p>0170-810-923</p>	<p>0070-004-015 904614-0x (923074)</p>		
<p>Encoder Z</p>	<p>0170-810-040</p>	<p>0500-154-040 1.ZABS01</p>		
<p>Endstop adjustable, traverse</p>	<p>0170-810-093</p>	<p><i>Adjustable end stops to be located anywhere on X- and Y-rails (to limit movement)</i></p>		
<p>Spare part Y-rail attachment kit</p>	<p>0170-810-020</p>	<p>0170-003-005 0170-100-010 0170-100-011 54-040 MC6S M10x35 A BRB 10,5x21x2</p>		
<p>Mech Index</p>	<p>0170-810-370</p>	<p>0170-151-370 68-012 54-403</p>		

<p>Mech Index Ceiling wagon (X)</p>	<p>0170-810-371</p>	<p>0170-151-250 MC6S M6x14 A BRB 6,4x12,5x1,6</p>		
<p>Mech Index Traverse (Y)</p>	<p>0170-810-372</p>	<p>0170-151-360 BRB 6,4x12,5x1,6 M6M M6</p>		
<p>Schims, Installation cube</p>	<p>0170-810-310</p>	<p>0170-003-101 0170-003-102 0170-003-103</p>		
<p>Cross traverse carriage</p>	<p>0170-810-033</p>	<p>0070-001-235 0170-002-037 0170-003-012 SGA 20 SGA 12 SK6SS M4x8 D</p>		
<p>Transformer, Collimator</p>	<p>0170-810-066</p>	<p>12-066 Only used for OTC's with halogen type collimator light</p>		
<p>PCB CB Master/Z node</p>	<p>0170-810-101</p>	<p>70-106 1.1CB01</p>		

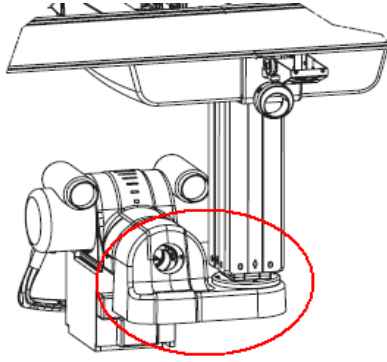

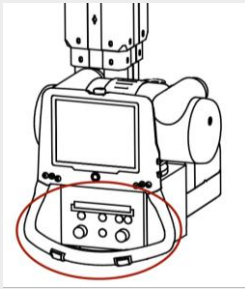

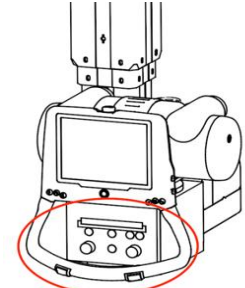

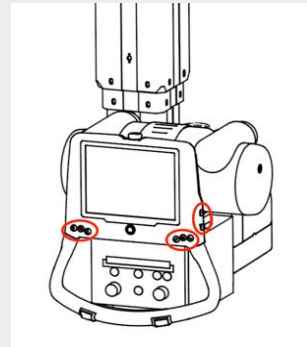

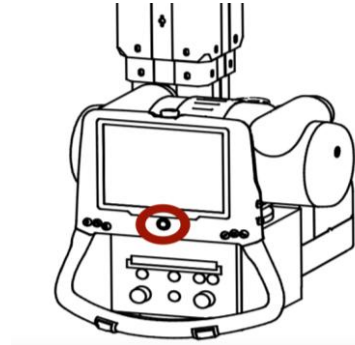

<p>PCB CIB</p>	<p>0170-810-601</p>	<p>72-601 1.1CIB01</p>		
<p>BCM connection box</p>	<p>0500-810-001</p>	<p>0048-099-001 1.1BCM01</p>		
<p>Power supply 24V</p>	<p>0512-810-408</p>	<p>12-408 1.1PS01 For s/n 2001-80100.</p>		
<p>Power supply 24V</p>	<p>0073-810-033</p>	<p>12-033 1.1PS01 For 80101 and above.</p>		
<p>Frequency converter ATV12</p>	<p>0180-810-002</p>	<p>13-062 1.2FRE01</p>		



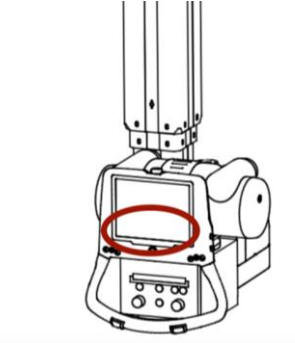

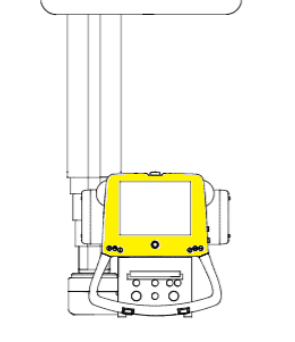

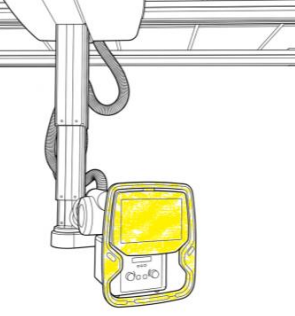



<p>Brake unit X/Y</p>	<p>0170-810-238</p>	<p>0170-151-239 1.3BRA01 1.3BRA02 1.4BRA01 1.4BRA02</p>		
<p>Guide wheels, kit</p>	<p>0170-810-074</p>	<p>0170-002-074 SGA 8</p>		
<p>Height sensor "Safety height"</p>	<p>0170-810-240</p>	<p>0170-151-240 For: 1700 mm column.</p>		
<p>Height sensor "Safety height"</p>	<p>0170-810-241</p>	<p>0170-151-241 For: 1450 mm column.</p>		
<p>Cable, Safety switches For: 1450/1700mm columns.</p>	<p>TBD</p>	<p>TBD 1250-001-803</p>		
<p>Relay 1.2RE01 (20A)</p>	<p>0170-810-056</p>	<p>10-056 1.2RE01</p>		

<p>Column Z</p> <p>1450 mm stroke</p>	<p>0170-810-305</p>	<p>50-305</p>		
<p>Column Z</p> <p>1700 mm stroke</p>	<p>0170-810-306</p>	<p>50-306</p>		
<p>Cleaning and lubrication kit</p> <p>for Z column</p>	<p>0500-810-875</p>	<p>--</p> <p>Intended for lubrication of Z column</p>		
<p>PCB SBB</p>	<p>0180-810-300</p>	<p>72-300</p> <p>1.5SBB01</p>		
<p>PCB OIB</p>	<p>0184-810-227</p>	<p>72-227</p> <p>1.3OIB01</p> <p><i>Located underneath tube cover. Only used with 10" display.</i></p>		

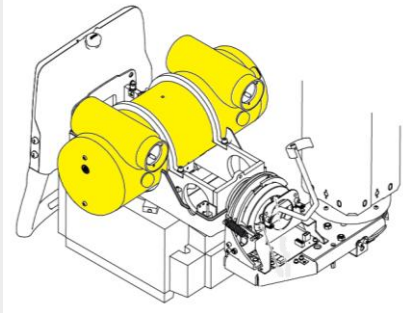

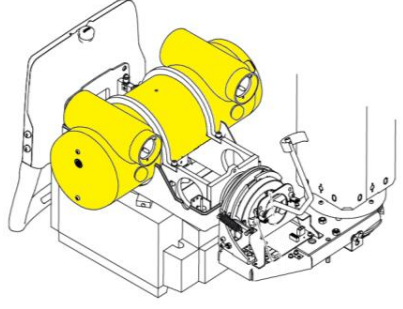

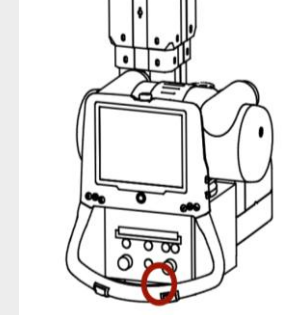

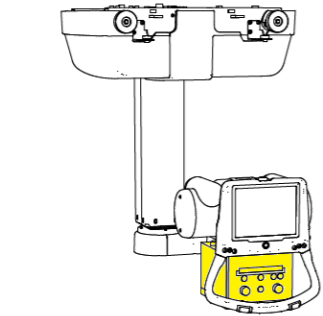

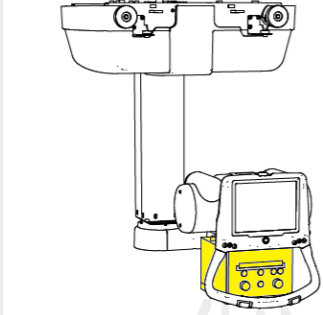

<p>Microswitches Alpha</p>	<p>0170-810-002</p>	<p>0170-750-401 02-055</p>		
<p>Magnet Alpha/beta</p>	<p>0170-810-006</p>	<p>17-007 1.ABRA01 1.BBRA01</p>		
<p>Bracket, magnet</p>	<p>0170-810-022</p>	<p>25-008 K6S M4x6 A KB 4,1x8,2</p>		
<p>Rotation assy. A/B cpl.</p>	<p>0170-810-400</p>	<p>0170-151-400</p>		
<p>Cable, IR Incl. Sensor</p>	<p>0170-810-363</p>	<p>0170-810-363</p>		

<p>Tube covers, RAD14 tube</p>	<p>0170-810-225</p>	<p>0170-605-025 0170-605-030</p>		
<p>Tube covers, A292/G292 tube</p>	<p>0170-810-235</p>	<p>0170-605-022 0170-605-027 Replaced by 0183-810-235 for 4C and i3.</p>		
<p>Tube covers, A292/G292 tube</p>	<p>0183-810-235</p>	<p>0170-605-022 0183-605-003 0073-605-017 4C and i3</p>		
<p>Cover A/B</p>	<p>0170-810-232</p>	<p>0170-605-032 0170-605-035 0170-605-103</p>		
<p>Cover, lower Alpha/Beta</p>	<p>0170-810-505</p>	<p>0170-605-005</p>		

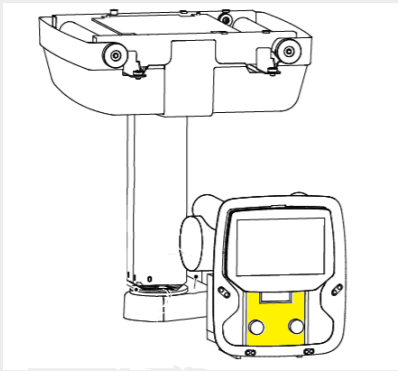

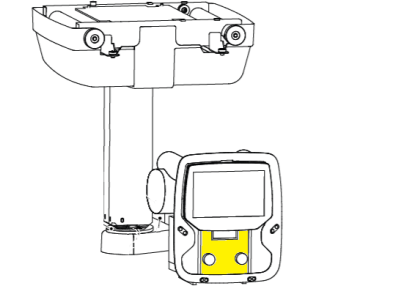

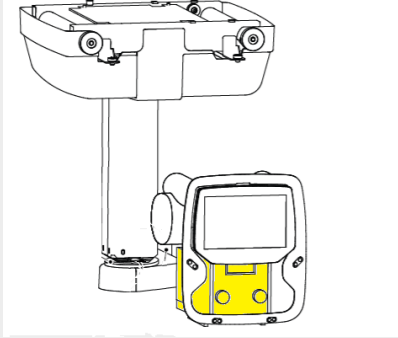

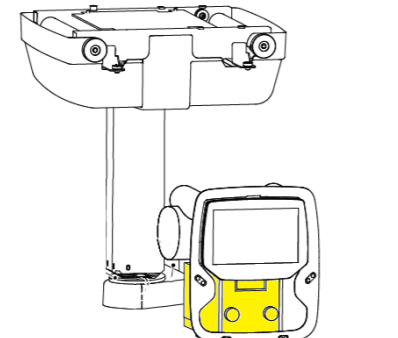

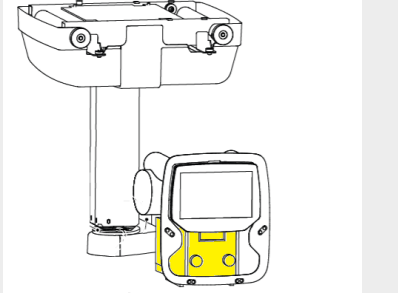

<p>Cover, lower Alpha/Beta</p> <p>IR</p>	<p>0170-810-046</p>	<p>0170-605-046</p>		
<p>Handle frame X/Y/Z</p> <p>Light blue – colour code: 625</p> <p>3rd generation</p>	<p>0073-810-030</p>	<p>0073-154-027 02-632 M6 Nylock x2</p>		
<p>Handle frame X/Y/Z</p> <p>Grey – color code: 629</p> <p>3rd generation</p>	<p>0073-810-031</p>	<p>0073-154-028 02-632 M6 Nylock x2</p>		
<p>Buttons, maneuver handle / display Seal kit</p>	<p>0070-810-016</p>	<p>0070-007-261 0070-007-262 0070-007-263 0182-003-260 0182-003-261 0182-003-263</p>		
<p>Cable, Servo button</p>	<p>0073-810-019</p>	<p>06-500 1.3J04</p>		

<p>Cable, Emergency Stop</p>	<p>0073-810-009</p>	<p>0073-750-202 1.3J01 1.3EM01 Used in 4C and i3.</p>		
<p>PCB SDB, CAN bus module inside display assembly 4C</p>	<p>0180-810-014</p>	<p>72-166 1.6SDB01</p>		
<p>Covers, Maneuver Display 4C Front + Back</p>	<p>0073-810-038</p>	<p>0073-605-014 0073-605-015</p>		
<p>PCB DSP CAN bus module inside display assembly i3</p>	<p>TBD</p>	<p>72-200 Used from Intuition s/n 80100. Incl, accelerometer.</p>		
<p>Manoeuvre Display 12" 0180 i3</p>	<p>0180-810-220</p>	<p>0073-154-221 Used from Intuition s/n 80100.</p>		

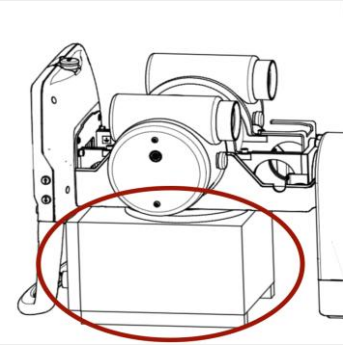

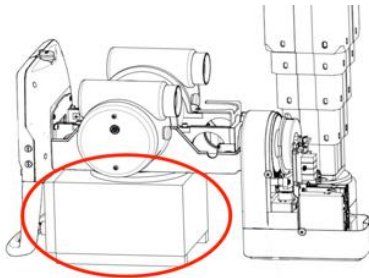

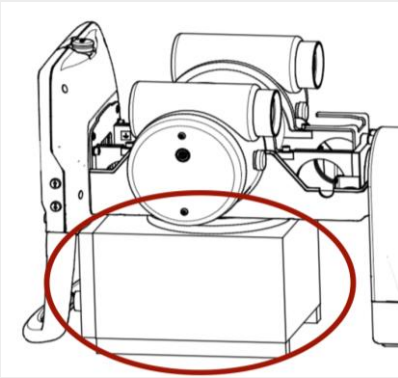

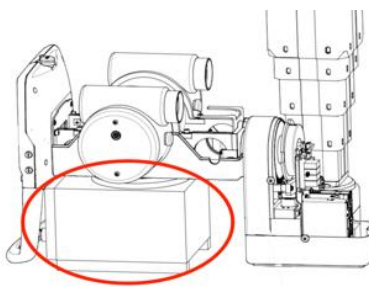

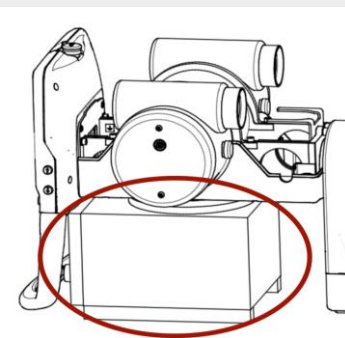

<p>Button set, Display</p> <p>0180 i3</p>	<p>0073-810-066</p>	<p>0073-154-031</p> <p>1.3FBL01 1.3FBR01 1.3FBL02 1.3FBR02 1.3BBL01 1.3BBB01 1.3BBR01</p>		
<p>Button set, Display</p> <p>0180 i3</p>	<p>0073-810-068</p>	<p>72-250 72-251</p>		
<p>Cable DSP signals</p>	<p>0183-810-010</p>	<p>0183-750-010</p>		
<p>RJ45 Inline Coupler, 2-port</p>	<p>0073-810-589</p>	<p>02-589</p>		
<p>X-ray Tube A292</p> <p>400 kHU RAL 9003</p>	<p>1105-810-110</p>	<p>90-113</p>		

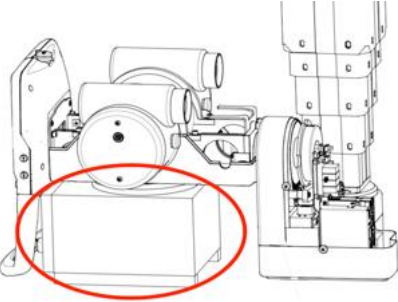

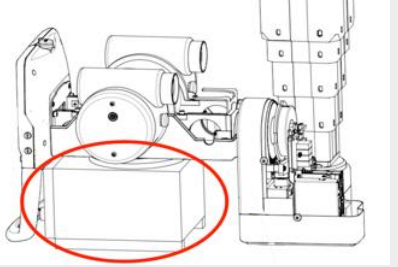

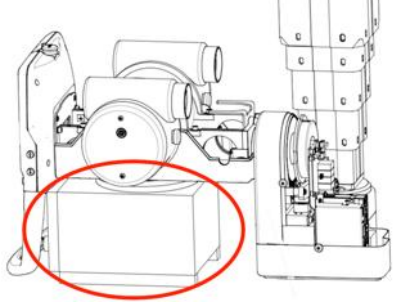

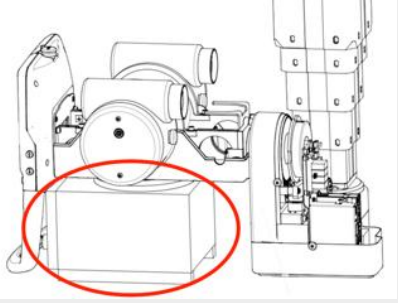

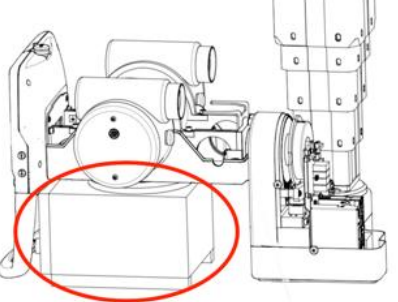

<p>X-ray Tube G292</p> <p>600 kHU RAL 9003</p>	<p>1105-810-114</p>	<p>90-114</p>		
<p>X-ray Tube RAD14</p> <p>300 kHU RAL 9003</p>	<p>1105-810-113</p>	<p>90-116</p>		
<p>Tape measure</p> <p>AL02 II and eL Collimators</p>	<p>0200-810-780</p>	<p>90-780</p>		
<p>Collimator AL02-2</p> <p>Halogen</p>	<p>1105-810-200</p>	<p>90-200</p> <p>Discontinued. Has been replaced by 1105- 810-206.</p>		
<p>Collimator AL02-2</p> <p>LED</p>	<p>1105-810-206</p>	<p>90-205</p>		

<p>Collimator, R221 ACS DHHS</p> <p>Rotating flange RS-2259 (90-231 included)</p>	<p>1105-810-231</p>	<p>90-230</p> <p>Can be used to replace 90-229. New rotating tube flange p/n RS 2259 required.</p>		
<p>Front Panel R230 ACS</p>	<p>RS 2049</p>	<p>--</p>		
<p>Front Panel R221 ACS</p>	<p>RS 2698</p>	<p>--</p>		
<p>Collimator, Ralco 302/A DHHS</p> <p>Cust.: 051D</p>	<p>1105-810-226</p>	<p>90-226</p>		
<p>Front Panel Ralco 302/A</p> <p>Cust.: 051B/D</p>	<p>RS 1555</p>	<p>RS 1372 frame included</p>		

<p>Front Panel Ralco 302/A</p> <p>No filter slot</p>	<p>1105-810-227</p>	<p>RS 3446</p> <p>Same as RS 1555 (R 302/051D/A DHHS) but without the additional filtration frame</p>		
<p>Front Panel Ralco 302/A</p>	<p>TBD</p>	<p>RS 797</p>		
<p>Timer Board GC 338</p> <p>Ralco 302/A</p> <p>Cust.: 051B</p>	<p>RS 063</p>	<p>Can be used to replace the discontinued version FM431. See instruction for re-wiring.</p>		
<p>Timer Board FM431</p> <p>Ralco 302/A</p>	<p>RS 308</p>	<p>Discontinued but available as spare part.</p> <p>Can be replaced by GC 338.</p>		
<p>Light bulb</p> <p>R302 Collimator</p>	<p>RS 006</p>	<p>24V, 100W</p>		

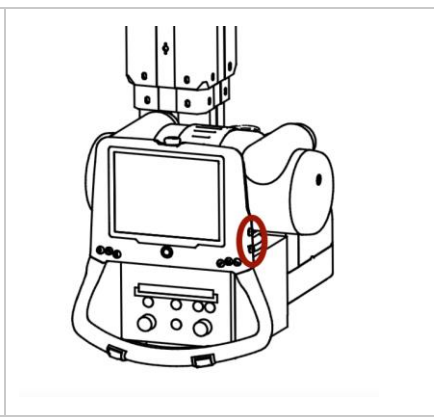

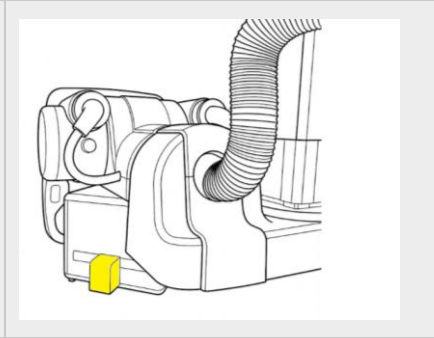

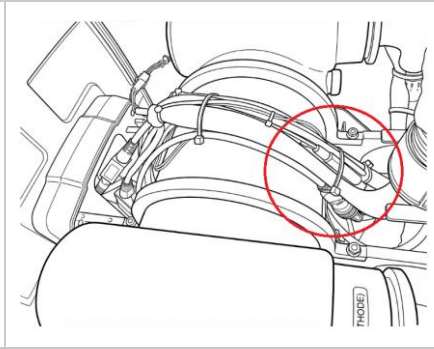

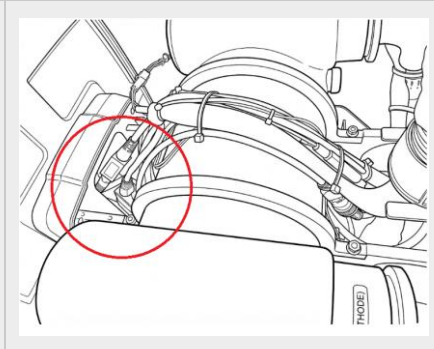

<p>Laser, Collimator</p> <p>R302 Collimator</p>	<p>RS 409</p>	<p>--</p>		
<p>Tape measure</p> <p>R221 ACS / ACS DHHS</p>	<p>0200-810-878</p>	<p>RS 1878</p>		
<p>LED Board</p> <p>R221 ACS</p>		<p>RS 2539/B</p> <p>Timer board GC_LED-4A</p>		
<p>LED unit</p> <p>R221 ACS / ACS DHHS</p>	<p>RS 2748</p>	<p>Power LED</p> <p>Can be used to replace RS 1065 which is no longer available.</p>		
<p>Laser</p> <p>R221 ACS / ACS DHHS</p>	<p>RS 2589</p>	<p>--</p>		

<p>Fan</p> <p>AL02 Collimator</p>	<p>1105-810-070</p>	<p>25-070</p> <p>10092689</p>		
<p>D22, Front panel board</p> <p>AL02 II Collimator</p>	<p>TBD</p>	<p>08628120</p>		
<p>PCB D22eL</p> <p>AL02 II eL LED Collimator</p>	<p>1105-810-074</p>	<p>71-218</p> <p>10591909</p> <p>For AL02 s/n <8000, Rev 02 or lower.</p>		
<p>PCB D23eL</p> <p>AL02 II eL LED Collimator</p>	<p>1105-810-075</p>	<p>71-219</p> <p>11021083</p> <p>For AL02 s/n >8000, Rev 03 or higher.</p>		
<p>Thermal Switch</p> <p>AL02 Collimator</p>	<p>1105-810-076</p>	<p>20-076</p>		

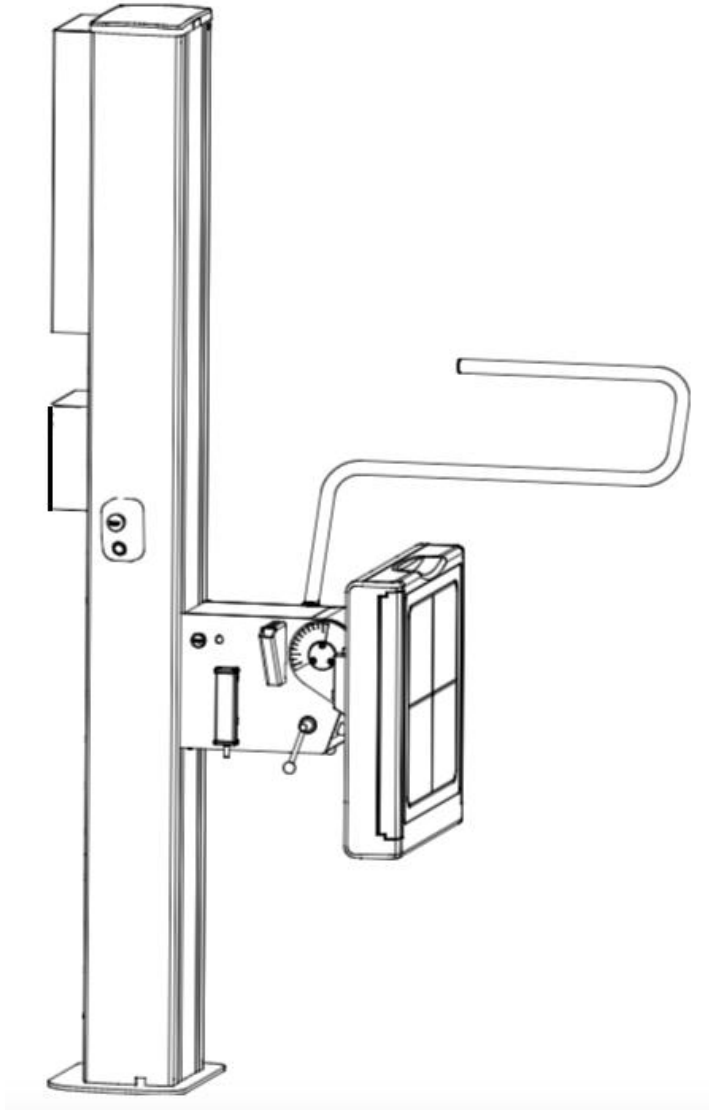
<p>Lamella, Focus near assy.</p> <p>AL02 II and eL Collimators</p>	<p>1105-810-077</p>	<p>25-152</p> <p>07736759</p>		
<p>Heat shield</p> <p>AL02 II Collimator</p>	<p>1105-810-078</p>	<p>25-078</p> <p>10092665</p>		
<p>Cover panel, left</p> <p>AL02 II and eL Collimators</p>	<p>1105-810-150</p>	<p>25-150</p> <p>10642867</p>		
<p>Cover panel, right</p> <p>AL02 II and eL Collimators</p>	<p>1105-810-151</p>	<p>25-151</p> <p>10642866</p>		
<p>Cover, Halogen lamp</p> <p>AL02 II Collimator</p>	<p>1105-810-205</p>	<p>19-027</p> <p>10092545</p>		

<p>Cover, LED AL02 II eL Collimator</p>	<p>1105-810-207</p>	<p>10398379 19-031</p>		
<p>DAP Chamber Standard Sensitivity</p>	<p>1105-810-301</p>	<p>90-301</p>		
<p>DAP Chamber High Sensitivity (HS)</p>	<p>1105-810-306</p>	<p>90-306</p>		
<p>Light bulb AL02 Collimator</p>	<p>1105-810-545</p>	<p>19-026</p>		
<p>Laser AL02 Collimator</p>	<p>1105-810-892</p>	<p>16-002</p>		

<p>LED module</p> <p>AL02 Collimator</p>	<p>1105-810-890</p>	<p>16-002</p>		
<p>Adapter Cable</p> <p>AL02 Collimator</p>	<p>0073-810-024</p>	<p>0073-750-004</p>		
<p>Main Cable</p> <p>AL02 Collimator</p>	<p>0073-810-023</p>	<p>0073-750-003</p>		
<p>Main Cable</p> <p>R221 Collimator</p>	<p>0183-810-018</p>	<p>0183-750-018</p>		
<p>Handle buttons PCB</p> <p>3rd generation</p>	<p>0070-810-018</p>	<p>72-305</p>		

<p>Handle buttons PCB, Up/down</p> <p>3rd generation</p>	<p>0070-810-022</p>	<p>72-306</p>		
<p>Camera, 2D Patient view, OTC</p>	<p>0073-810-132</p>	<p>90-220 RS 2033</p>		
<p>DCDC Step down assy.</p> <p>24/12V</p>	<p>0073-810-080</p>	<p>0073-750-080 1.3PS01</p>		
<p>Splitter, Ethernet Y-adapter</p>	<p>0073-810-119</p>	<p>93-019 1.3SPL01</p>		

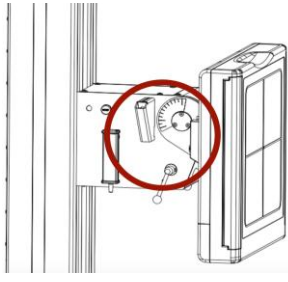

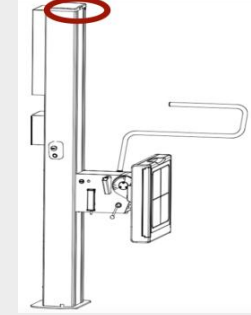
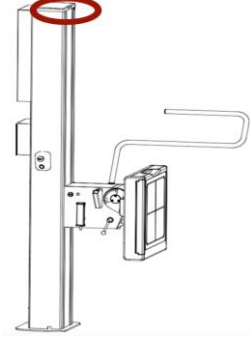
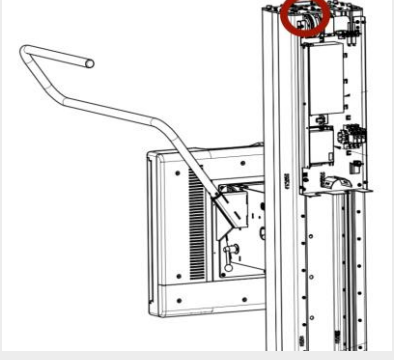

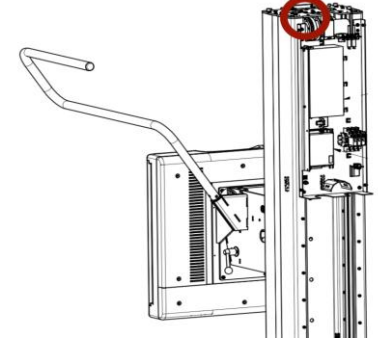
Wall stand (WS) and Wall stand Bucky

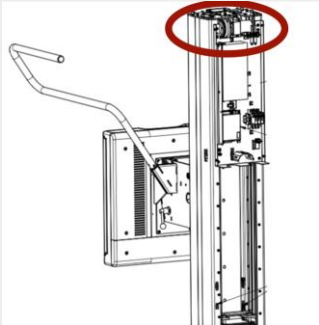

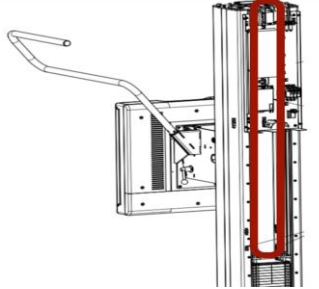

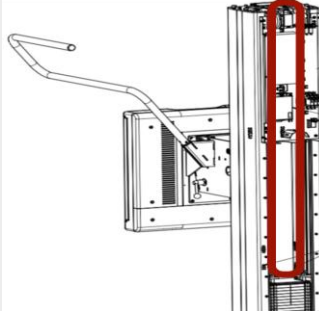

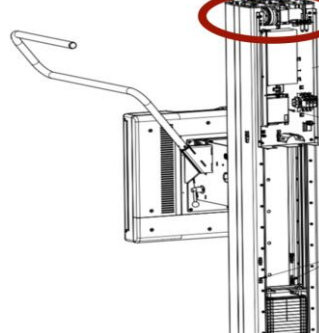

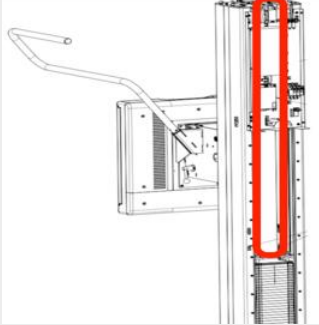



Description	Spare Part article no	Info/Number on spare part	Drawing	Photo
Emergency stop single	0072-810-001	0175-750-020 Single stop = for WS without tilt		
Emergency stop dual	0072-810-021	0175-750-021 Dual stop = for WS with tilt		
Tilt angulation label	0175-810-110	0175-003-110 Left + Right		
Tilt levers Blue	0175-810-111	0072-626-110		
Tilt lever, WS Gray	0175-810-004	0072-629-110		

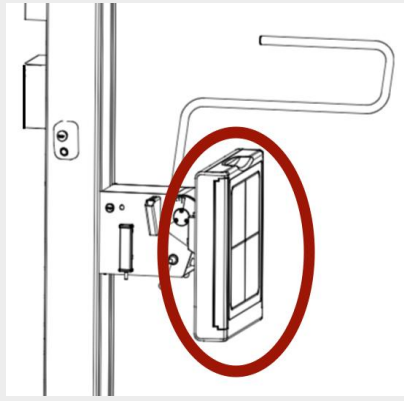

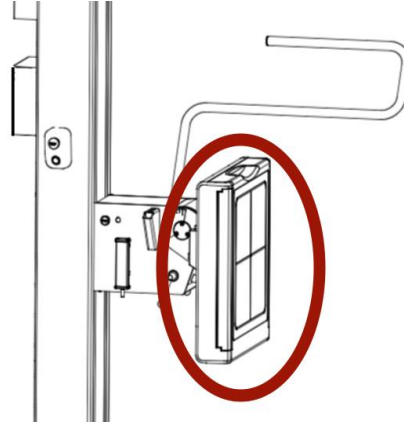

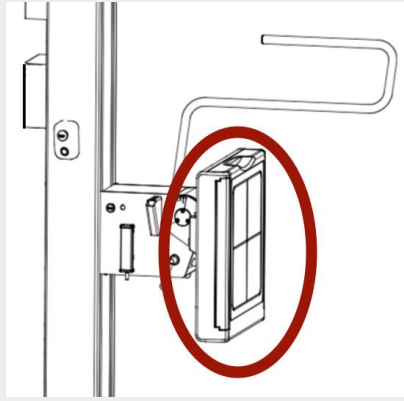



<p>Foot control Z-brake release</p> <p>Manual vertical movement</p> <p>Blue</p>	<p>0175-810-007</p>	<p>0175-099-005</p>		
<p>Foot control Z-brake release</p> <p>Manual vertical movement</p> <p>Grey</p>	<p>0072-810-011</p>	<p>0072-099-005</p>		
<p>Foot control WS,</p> <p>Manual and motorized vertical movements</p> <p>Blue</p>	<p>0175-810-008</p>	<p>0175-099-006</p> <p>Has been replaced by 0072- 810-012</p>		
<p>Foot control WS,</p> <p>Manual and motorized vertical movements</p> <p>Grey</p>	<p>0072-810-012</p>	<p>0175-099-006</p>		
<p>Control handle, collimation</p>	<p>0072-810-009</p>	<p>0072-099-009</p>		



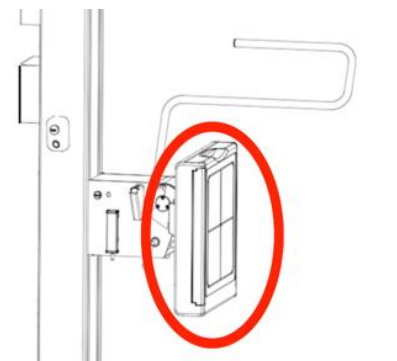

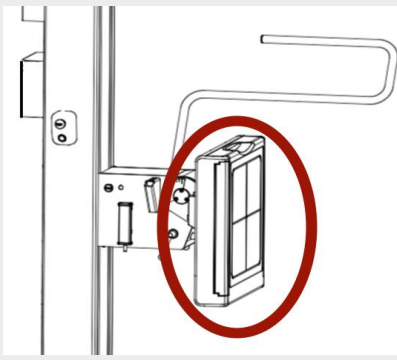

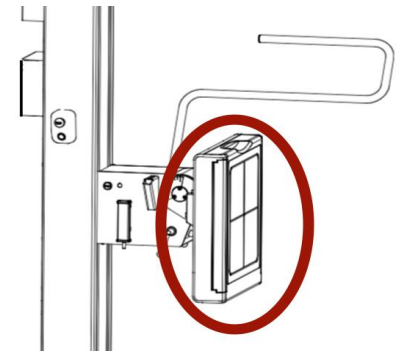

<p>PCB CB/DC Z WS Master</p> <p>For motorized WS</p>	<p>0182-810-107</p>	<p>70-107</p> <p>3.1CBDC01</p>		
<p>PCB CB Z WS Master</p> <p>For manual WS</p>	<p>0180-810-003</p>	<p>70-106</p> <p>3.1CB01</p>		
<p>PCB CB WS SI</p>	<p>0180-810-004</p>	<p>70-106</p> <p>3.1CB02</p>		
<p>Relay</p> <p>Omron 24VDC</p>	<p>0070-811-275</p>	<p>10-008</p> <p>10-019</p> <p>3.1RE01</p> <p>3.1RE02</p> <p>3.1RE03</p> <p>3.1RE04</p>		
<p>Rubber end stops</p>	<p>0175-810-050</p>	<p>55-050 x2</p>		










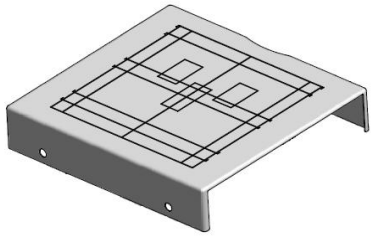
<p>Gas spring, tilt</p> <p>400 Nm</p>	<p>0175-810-117</p>	<p>51-117 51-152 x2 51-154 x2 M6M M8 nylock x2</p>		
<p>PCB PLB Indicator light</p>	<p>0175-810-610</p>	<p>72-610</p>		
<p>Top Cover, WS</p>	<p>0175-810-010</p>	<p>0175-605-010</p>		
<p>Absolute encoder WS</p>	<p>0512-810-012</p>	<p>0512-154-010</p>		
<p>Potentiometer Z, 10T 2K</p>	<p>0182-810-011</p>	<p>0182-099-011</p> <p>Drawing: 0182-750-010</p>		









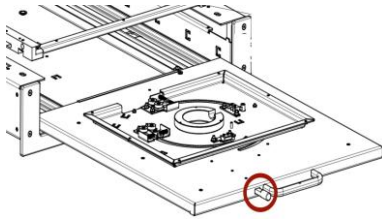



<p>Brake unit Z, For manual WS</p>	<p>0182-810-100</p>	<p>0182-154-100</p>		
<p>Chain including attachments, For manual WS with non-tilt bucky</p>	<p>0182-810-010</p>	<p>0182-154-010</p>		
<p>Chain including attachments, For manual WS with tilting bucky</p>	<p>0182-810-013</p>	<p>0182-154-012</p>		
<p>Motor unit for Z movement</p>	<p>0512-810-220</p>	<p>0512-099-020</p>		
<p>Chains and chain lock For motorized WS with/without tilting bucky</p>	<p>0512-810-020</p>	<p>0512-154-020</p>		

<p>Hose K1H</p> <p>35mm RAL 9010 230cm</p>	<p>0200-810-019</p>	<p>05-019</p> <p>Wall stand cable protection hose</p>		
<p>Power supply, For motorized WS only</p> <p>24/36V</p>	<p>0512-810-409</p>	<p>12-409</p>		
<p>Power supply,</p> <p>24V</p>	<p>0073-810-033</p>	<p>12-033</p>		
<p>Power supply,</p> <p>For motorized WS only</p> <p>36V</p>	<p>0073-810-034</p>	<p>12-034</p>		
<p>AEC chamber, AID</p> <p>ICX3922B</p>	<p>1105-810-805</p>	<p>0200-154-003 90-805</p>		

<p>Cover, detector holder</p> <p>WS Right hand loading</p>	<p>0182-810-039</p>	<p>0182-154-039 0182-154-539</p> <p>CXDI-701 CXDI-702 CXDI-703 CXDI-710 CDXI-720</p>		
<p>Cover, detector holder</p> <p>WS Left hand loading</p>	<p>0182-810-043</p>	<p>0182-154-043 0182-154-543</p> <p>CXDI-701 CXDI-702 CXDI-703 CXDI-710 CDXI-720</p>		
<p>Cover, detector holder</p> <p>WS Left hand loading</p>	<p>0182-810-045</p>	<p>0182-154-045 0182-154-545</p> <p>CXDI-401</p>		
<p>Cover, detector holder</p> <p>WS Right hand loading</p>	<p>0182-810-046</p>	<p>0182-154-046 0182-154-546</p> <p>CXDI-401</p>		


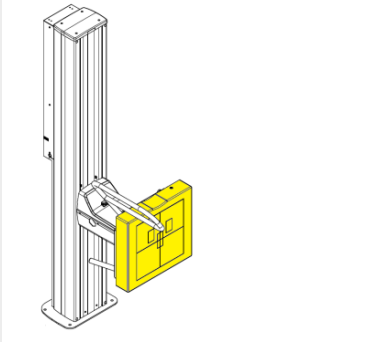
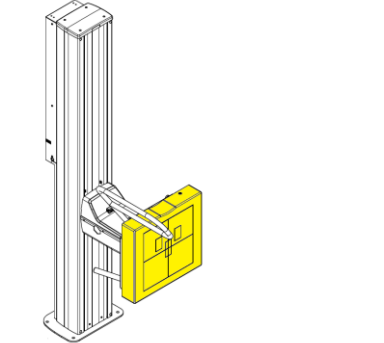

<p>Cover, detector holder</p> <p>WS Left hand loading</p>	<p>0182-810-068</p>	<p>0182-154-068 0182-154-568</p> <p>CXDI-402 CXDI-410</p>		
<p>Cover, detector holder</p> <p>WS Right hand loading</p>	<p>0182-810-055</p>	<p>0182-154-055 0182-154-555</p> <p>CXDI-402 CXDI-410</p>		
<p>Cover, detector holder</p> <p>WS Right hand loading</p>	<p>0182-810-050</p>	<p>0182-154-057 0182-154-557</p> <p>Has replaced 0182-154-050</p> <p>CXDI-401C Compact Stationary detector</p> <p>(Grid slot to the RIGHT)</p>		
<p>Cover, detector holder</p> <p>WS Left hand grid loading</p>	<p>0182-810-051</p>	<p>0182-154-056 0182-154-556</p> <p>Has replaced 0182-154-051</p> <p>CXDI-401C Compact Stationary detector</p> <p>(Grid slot to the LEFT)</p>		

<p>Cover, detector holder</p> <p>WS Left hand loading</p>	<p>0182-810-041</p>	<p>0182-154-041 0182-154-541</p> <p>CXDI-403C CXDI-420C</p>		
<p>Cover, detector holder</p> <p>WS Right hand loading</p>	<p>0182-810-049</p>	<p>0182-154-049 0182-154-549</p> <p>CXDI-403C CXDI-420C</p>		
<p>Cover, detector holder</p> <p>WS Left hand grid loading</p>	<p>TBD</p>	<p>0182-154-058 0182-154-558</p> <p>CXDI-420C Compact Stationary detector</p>		
<p>Cover, detector holder</p> <p>WS Right hand loading</p>	<p>TBD</p>	<p>0182-154-057 0182-154-557</p> <p>CXDI-420C Compact Stationary detector</p>		
<p>Cover, detector holder</p> <p>WS Right hand loading</p>	<p>TBD</p>	<p>0182-154-053</p> <p>For dual detector holder.</p> <p>CXDI-410C <u>and</u> CXDI-710C</p>		

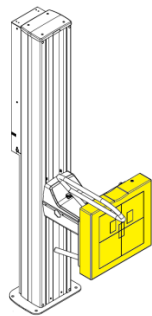

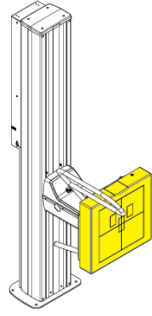

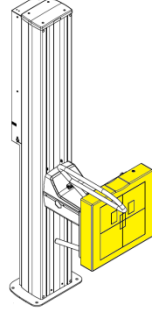

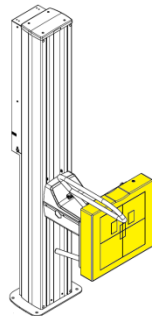

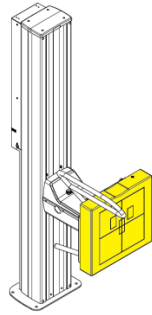

<p>Bearing shaft</p>	<p>0182-810-132</p>	<p>0182-017-132 MC6LS BN M5x10A MC6S M5x10</p>		
<p>Bearing</p>	<p>0182-810-126</p>	<p>0182-017-070 687 ZZ K6S M4x8A</p>		
<p>DH assy. Left</p>	<p>0182-810-124</p>	<p>For left hand loaded detector holders.</p>		
<p>DH assy. Right</p>	<p>0182-810-125</p>	<p>For right hand loaded detector holders.</p>		
<p>Button, bucky tray eject</p>	<p>0182-810-061</p>	<p>0182-017-061</p>		
<p>Screw, Index position. Grid</p>	<p>0180-810-051</p>	<p>55-107</p>		

<p>Cable bracket, detector</p> <p>For x10 and x02 series detectors.</p>	<p>0180-810-174</p>	<p>0180-017-174</p>		
<p>Cable bracket, detector</p> <p>For x20 and x03 series detectors.</p>	<p>0180-810-177</p>	<p>0180-017-177</p>		
<p>Cable rotation switch</p> <p>Portrait / Landscape</p>	<p>0182-810-005</p>	<p>0058-750-005 3.DSW04 3.DSW05</p>		
<p>Cable top/center switches</p>	<p>0182-810-006</p>	<p>0058-750-006 3.DSW06 3.DSW07</p>		
<p>Cable Detector size/present switch</p>	<p>0182-810-037</p>	<p>0058-750-037 3.DSW08 3.DSW09</p>		

<p>Cable Detector present switch</p>	<p>0182-810-007</p>	<p>0058-750-012 3.DSW08</p>		
<p>Cable detector tray</p>	<p>0182-810-008</p>	<p>0058-750-017 3.DSW01</p>		
<p>Button, Brake release Z WS</p>	<p>0182-810-015</p>	<p>0182-750-003</p>		
<p>Bracket, armrest</p>	<p>0182-810-057</p>	<p>0182-605-007</p>		
<p>Bracket, armrest</p>	<p>0182-810-058</p>	<p>0182-605-008</p>		

<p>Cable grid switch</p>	<p>0182-810-019</p>	<p>0058-750-019</p>		
<p>Main Cable for detector switches (size 14x17)</p>	<p>0182-810-020</p>	<p>0058-750-022</p> <p>Main cable assembly connecting bucky unit with wall stand</p>		
<p>Main Cable for fixed detector (size 17x17)</p>	<p>0182-810-032</p>	<p>0058-750-032</p> <p><i>Only for grid switches: 3.DSW02 3.DSW03</i></p>		
<p>Detector holder WS Left</p> <p>CXDI-402CW CXDI-410CW</p>	<p>0058-810-301</p>	<p>0058-151-301</p> <p>Incl: pre-installed Detector cable.</p> <p>Excl: Cover p/n 0182-810-068 and AEC chamber p/n 1105-810-805.</p>		
<p>Detector holder WS Right</p> <p>CXDI-402CW CXDI-410CW</p>	<p>0058-810-302</p>	<p>0058-151-301 0058-151-322</p> <p>Incl: pre-installed Detector cable.</p> <p>Excl: Cover p/n 0182-810-055 and AEC chamber p/n 1105-810-805.</p>		

<p>Detector holder WS Left</p> <p>CXDI-403CW CXDI-420CW</p>	<p>0058-810-600</p>	<p>0058-151-600</p> <p>Incl: pre-installed Detector cable.</p> <p>Excl: Cover p/n 0182-810-041 and AEC chamber p/n 1105-810-805.</p>		
<p>Detector holder WS Right</p> <p>CXDI-403CW CXDI-420CW</p>	<p>0058-810-601</p>	<p>0058-151-600</p> <p>Incl: pre-installed Detector cable.</p> <p>Excl: Cover p/n 0182-810-049 and AEC chamber p/n 1105-810-805.</p>		
<p>Detector holder WS Left</p> <p>CXDI-703CW CXDI-720CW</p>	<p>0058-810-602</p>	<p>0058-151-601</p> <p>Incl: pre-installed Detector cable.</p> <p>Excl: Cover p/n 0182-810-043 and AEC chamber p/n 1105-810-805.</p>		
<p>Detector holder WS Right</p> <p>CXDI-703CW CXDI-720CW</p>	<p>0058-810-603</p>	<p>0058-151-601</p> <p>Incl: pre-installed Detector cable.</p> <p>Excl: Cover p/n 0182-810-039 and AEC chamber p/n 1105-810-805.</p>		
<p>Detector holder WS Left</p> <p>CXDI-702CW CXDI-710CW</p>	<p>0058-810-303</p>	<p>0058-151-300</p> <p>Incl: pre-installed Detector cable.</p> <p>Excl: Cover p/n 0182-810-043 and AEC chamber p/n 1105-810-805.</p>		

<p>Detector holder WS Right</p> <p>CXDI-702CW CXDI-710CW</p>	<p>0058-810-304</p>	<p>0058-151-300</p> <p>Incl: pre-installed Detector cable.</p> <p>Excl: Cover p/n 0182-810-039 and AEC chamber p/n 1105-810-805.</p>		
<p>Detector holder WS Left</p> <p>CXDI-401C Compact</p>	<p>0058-810-305</p>	<p>0058-151-303</p> <p>Incl: pre-installed Detector cable.</p> <p>Excl: Cover p/n 0182-810-056 and AEC chamber p/n 1105-810-805.</p>		
<p>Detector holder WS Right</p> <p>CXDI-401C Compact</p>	<p>0058-810-306</p>	<p>0058-151-303</p> <p>Incl: pre-installed Detector cable.</p> <p>Excl: Cover p/n 0182-810-057 and AEC chamber p/n 1105-810-805.</p>		
<p>Detector holder WS Left</p> <p>CXDI-420C Compact</p>	<p>0058-810-604</p>	<p>0058-151-603</p> <p>Incl: pre-installed Detector cable.</p> <p>Excl: Cover p/n 0182-810-058 and AEC chamber p/n 1105-810-805.</p>		
<p>Detector holder WS Right</p> <p>CXDI-420C Compact</p>	<p>0058-810-605</p>	<p>0058-151-603</p> <p>Incl: pre-installed Detector cable.</p> <p>Excl: Cover p/n 0182-810-057 and AEC chamber p/n 1105-810-805.</p>		

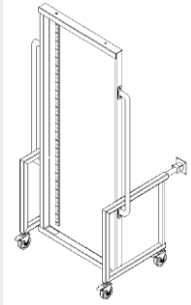

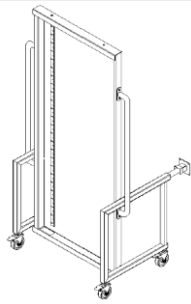

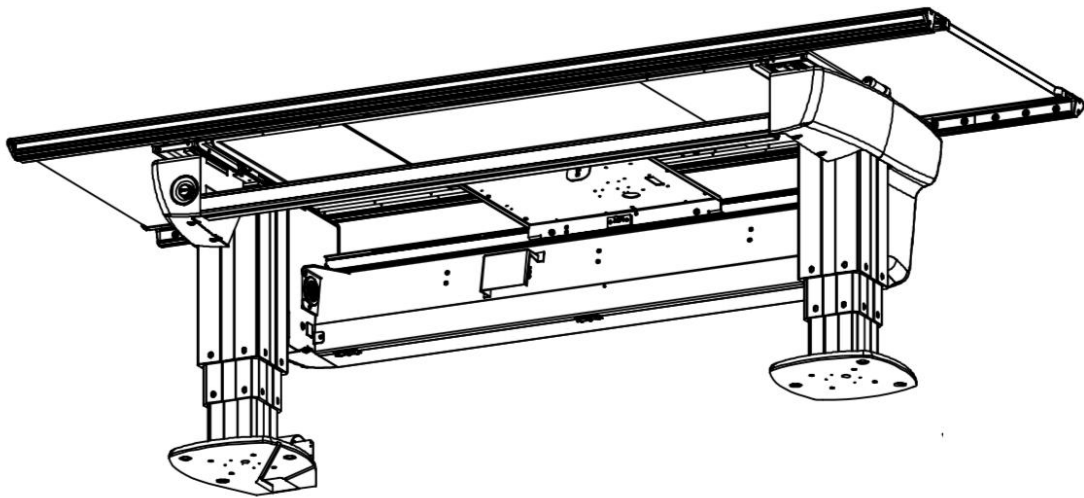
Ruler 5mm 180cm Stitching stand 25-090	0072-810-094	25-094 068F00736		
Ruler fixation kit Stitching stand 25-090	0072-810-093	25-093 068F00728		
Window pane Stitching stand 25-090	0072-810-092	25-092 068F00734		

Table (TS) – Two column & Table bucky

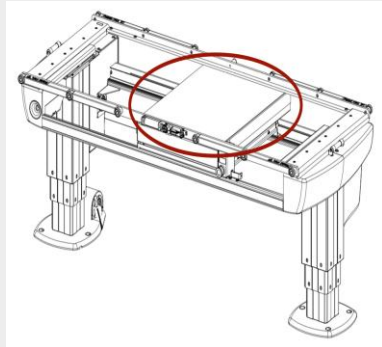

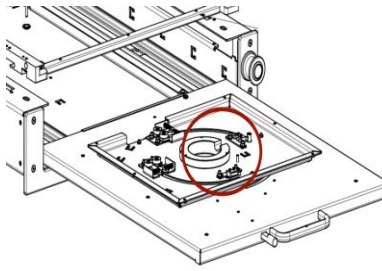

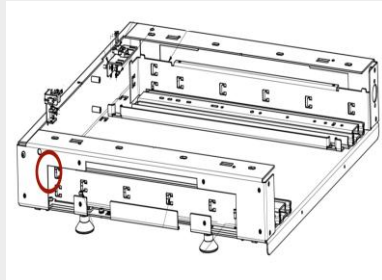

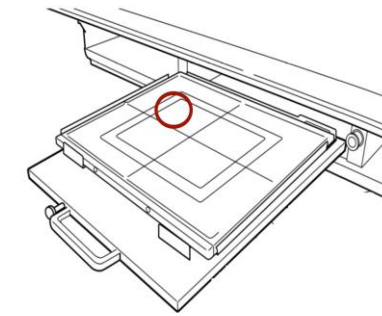
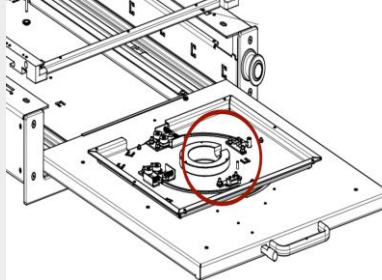

NOTE!

Generic Two Column Table spareparts can be found in catalogue: 1000-095-072 SPL



Description	Spare Part article no	Info/Number on spare part	Drawing	Photo
<p>Control handle, movements</p> <p>Blue 625 Intuition + 0055</p>	<p>0055-810-008</p>	<p>0055-099-008 0055-625-124 0055-625-128 54-064 x2</p>		
<p>Control handle, movements</p> <p>Gray 629 Intuition + 0055</p>	<p>TBD</p>	<p>0055-099-008 0055-629-124 0055-629-128 54-064 x2</p>		
<p>Control handle, movements</p> <p>White 660 Intuition + 0055</p>	<p>TBD</p>	<p>0055-099-008 0055-660-124 0055-660-128 54-064 x2</p>		
<p>Control handle, Collimation</p> <p>Blue 625</p>	<p>0055-810-009</p>	<p>0181-099-009 0055-625-124 0055-625-128 54-064 x2</p>		
<p>Control handle, Collimation</p> <p>Gray 629</p>	<p>0055-810-018</p>	<p>0181-099-009 0055-629-124 0055-629-128 54-064 x2</p>		
<p>Control handle, Collimation</p> <p>White 660</p>	<p>0055-810-xxx</p>	<p>0181-099-009 0055-660-124 0055-660-128 54-064 x2</p>		

<p>Relays, Omron (11 pcs)</p>	<p>0055-810-020</p>	<p>10-019</p>		
<p>Cable kit, Decetctor holder</p>	<p>TBD</p>	<p>0055-750-015</p>		
<p>PCB CB Table SI Node</p>	<p>0180-810-006</p>	<p>70-106 2.1CB02</p>		
<p>PCB CB Table Master node</p>	<p>0180-810-005</p>	<p>70-106 2.1CB01</p>		
<p>Foot control X/Y/Z</p>	<p>0055-810-004</p>	<p>0072-099-004</p>		
<p>Button, bucky tray eject</p>	<p>0182-810-061</p>	<p>0182-017-061</p>		

<p>Detector holder Table</p> <p>CXDI-402 CXDI-410</p>	<p>0058-810-200</p>	<p>0058-151-201</p> <p>Incl: pre-installed Detector cable.</p> <p>Excl: Cover p/n 0181-810-100 and AEC chamber p/n 1105-810-805.</p>		
<p>Cable rotation Portrait/Landscape switches</p>	<p>0181-810-116</p>	<p>0058-750-016</p> <p>2.DSW02 2.DSW03</p>		
<p>Detector tray switch</p>	<p>0181-810-107</p>	<p>0058-750-008</p> <p>2.DSW06</p>		
<p>Detector present switch</p>	<p>0181-810-129</p>	<p>0058-750-029</p> <p>2.DSW06</p>		
<p>Detector size switch</p>	<p>0181-810-138</p>	<p>0058-750-038</p> <p>2.DSW07</p>		

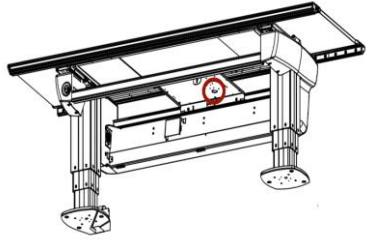

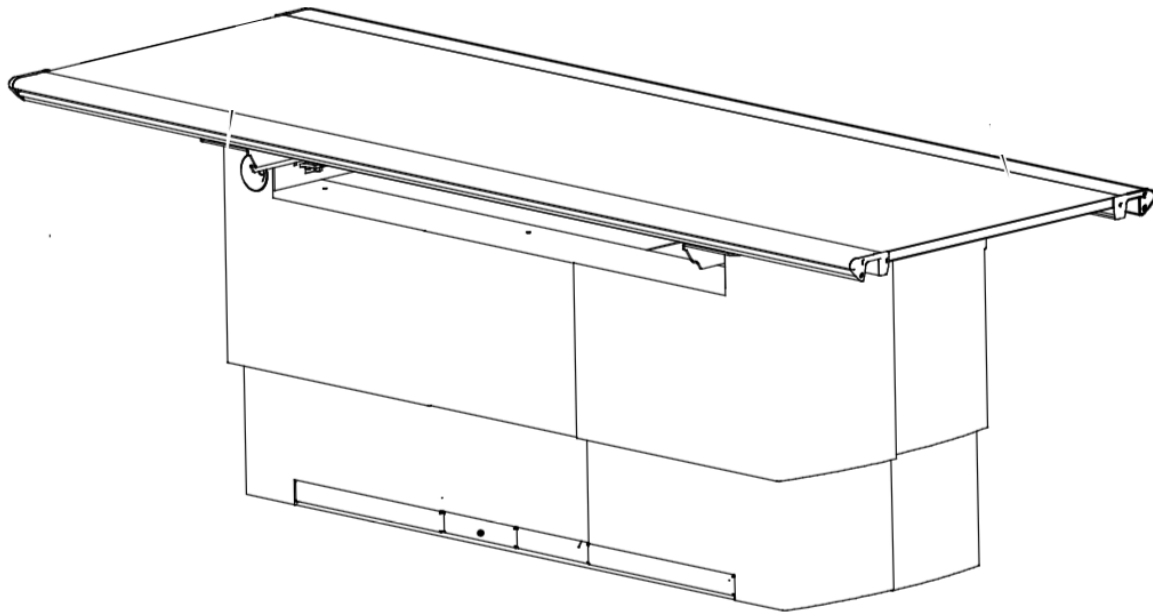
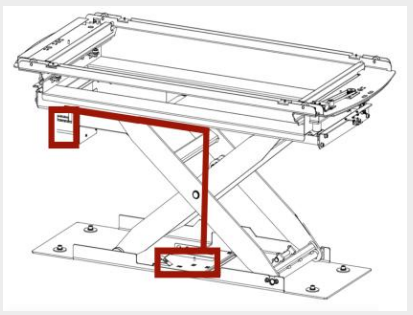

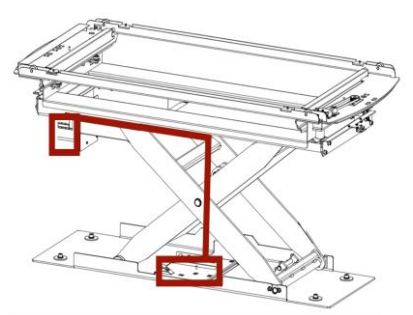



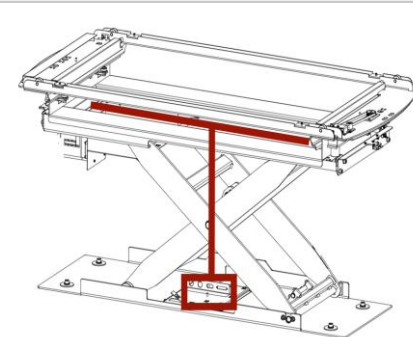



Cable bucky	0181-810-109	0058-750-009		
--------------------	---------------------	--------------	--	---

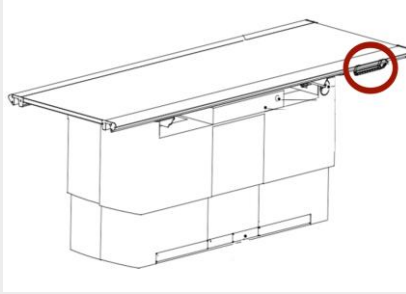

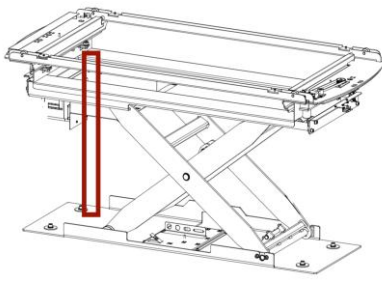

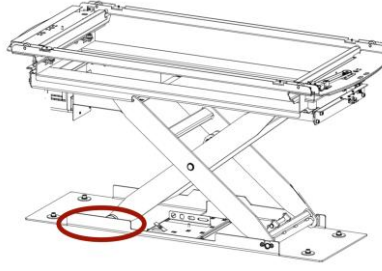

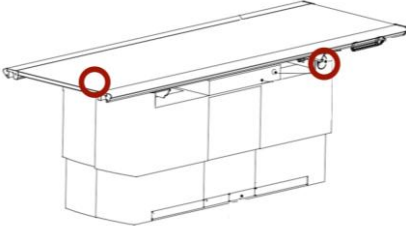

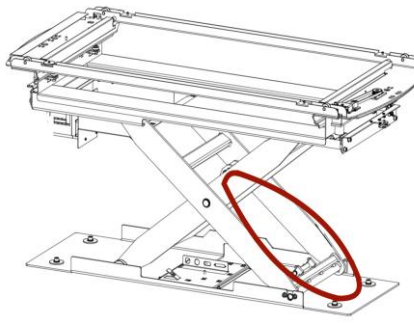

Table (TS) - Closed



Description	Spare Part article no	Info/Number on spare part	Drawing	Photo
Cable Z kit	0181-810-003	0181-750-003 <i>Cable 2.1 to 2.2</i>		
Cable Z kit	0181-810-141	0181-750-041 <i>Cable 2.1 to 2.2</i>		
Cable 2.2 to 2.2FRE01	0181-810-212	0181-750-012		
Cable kit, Detector holder	0181-810-006	0181-750-006 <i>Cable 2.2 to 2.D</i>		
Foot control XYZ	0181-810-004	0181-099-004		

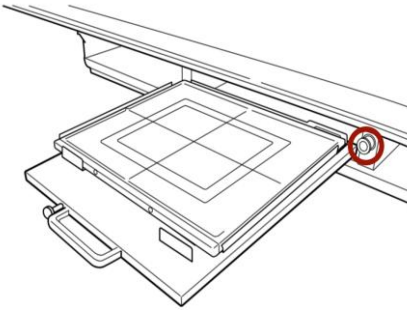

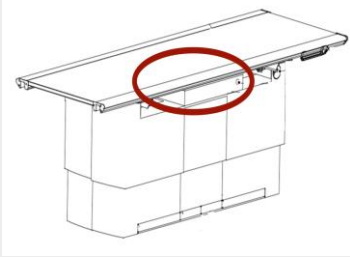






<p>Foot control XYZ</p> <p>Gray</p>	<p>0055-810-019</p>	<p>0072-099-004</p>		
<p>Tilt stop, table</p>	<p>0180-810-123</p>	<p>0181-154-501 Etc.</p>		
<p>Bearing kit. Table top</p>	<p>0181-810-206</p>	<p>0180-001-063 0180-001-067 0180-001-075 0170-002-074 305800 C-2Z SK6SS M4x4 D SGA 6</p>		
<p>Support roller, assy.</p>	<p>0181-810-502</p>	<p>0181-154-502</p>		
<p>Cable kit, Guard function</p>	<p>0181-810-007</p>	<p>0181-750-007</p>		



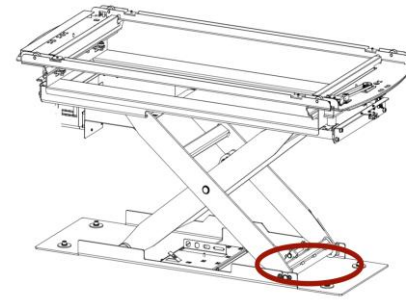


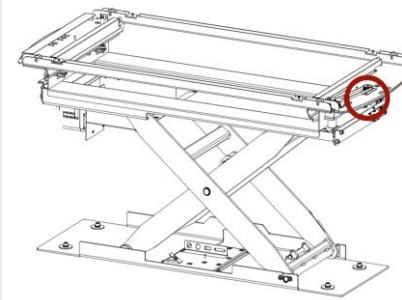

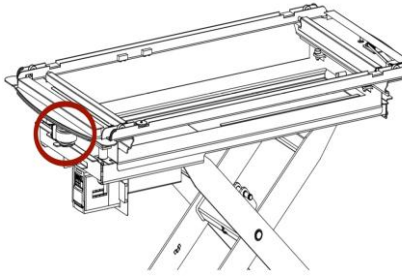



<p>Cable kit, Kick box</p>	<p>0181-810-015</p>	<p>0181-750-015</p>		
<p>Manoeuvre handle, XYZ</p> <p>Blue 625</p>	<p>0181-810-008</p>	<p>0181-099-008 0055-625-124 0055-625-128 54-064 x2</p>		
<p>Manoeuvre handle, XYZ</p> <p>Gray 629</p>	<p>0181-810-013</p>	<p>0181-099-008 0055-629-124 0055-629-128 54-064 x2</p>		
<p>Manoeuvre handle, XYZ</p> <p>White 660</p>	<p>0181-810-011</p>	<p>0181-099-008 0055-660-124 0055-660-128 54-064 x2</p>		
<p>Manoeuvre handle, Collimation</p> <p>Blue 625</p>	<p>0181-810-009</p>	<p>0181-099-009 0055-625-124 0055-625-128 54-064 x2</p>		
<p>Manoeuvre handle, Collimation</p> <p>Gray 629</p>	<p>TBD</p>	<p>0181-099-009 0055-629-124 0055-629-128 54-064 x2</p>		

<p>Manoeuvre handle, Collimation</p> <p>White 660</p>	<p>TBD</p>	<p>0181-099-009 0055-660-124 0055-660-128 54-064 x2</p>		
<p>Potentiometer Z 10 kOhms</p>	<p>0181-810-010</p>	<p>0181-750-010</p>		
<p>Cable kit, End stop Z</p>	<p>0181-810-016</p>	<p>0181-750-016</p>		
<p>Cable kit, Emergency stop</p>	<p>0181-810-018</p>	<p>0181-750-018</p>		
<p>Drive unit Z</p>	<p>0181-810-020</p>	<p>0180-099-020</p>		

<p>Table top</p>	<p>0181-810-044</p>	<p>0181-151-055</p>		
<p>Mechanical end stop Table top</p>	<p>0181-810-045</p>	<p>2x 0180-002-213 2x 55-029 6x K6S M4x20</p>		
<p>Cover, Upper front/back</p>	<p>0181-810-040</p>	<p>0180-605-040</p>		
<p>Cover, Front lower</p>	<p>0181-810-050</p>	<p>0180-605-050</p>		
<p>Cover, Back lower</p>	<p>0181-810-055</p>	<p>0180-605-055</p>		
<p>Edge strips, Table covers</p>	<p>0181-810-056</p>	<p>22000177 22000178 2pcs 375mm 2pcs 425mm</p>		

<p>Side cover</p>	<p>0180-810-060</p>	<p>0180-605-060</p>		
<p>Frequency converter MX2</p>	<p>0181-810-063</p>	<p>13-063 2.1FRE01</p>		
<p>Frequency converter 3G3MX2-EV2</p>	<p>0181-810-064</p>	<p>13-064 2.1FRE01 Used from s/n 80100.</p>		
<p>Programmer device 3G3AX-OP05</p>		<p>13-074</p>		
<p>PCB CB Table SI Node</p>	<p>0180-810-006</p>	<p>70-106 2.1CB02</p>		
<p>PCB CB Table Master node</p>	<p>0180-810-005</p>	<p>70-106 2.1CB01</p>		

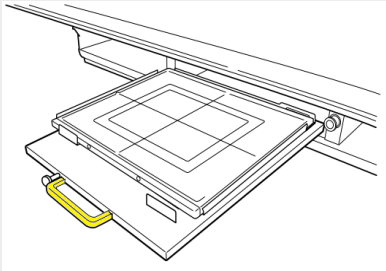

<p>Button, Brake Release Detector Holder</p>	<p>0181-810-066</p>	<p>0181-750-028</p>		
<p>Cover, detector holder</p>	<p>0181-810-100</p>	<p>0180-154-100</p>		
<p>Detector holder Table CXDI-402 CXDI-410</p>	<p>0058-810-400</p>	<p>0058-151-400 Incl: pre-installed Detector cable. Excl: Cover p/n 0181-810-100 and AEC chamber p/n 1105-810-805.</p>		
<p>Detector holder Table CXDI-403 CXDI-420</p>	<p>0058-810-701</p>	<p>0058-151-701 Incl: pre-installed Detector cable. Excl: Cover p/n 0181-810-100 and AEC chamber p/n 1105-810-805.</p>		
<p>Detector holder Table CXDI-702 CXDI-710</p>	<p>0058-810-401</p>	<p>0058-151-401 Incl: pre-installed Detector cable. Excl: Cover p/n 0181-810-100 and AEC chamber p/n 1105-810-805.</p>		

<p>Detector holder Table</p> <p>CXDI-703 CXDI-720</p>	<p>0058-810-700</p>	<p>0058-151-700</p> <p>Incl: pre-installed Detector cable.</p> <p>Excl: Cover p/n 0181-810-100 and AEC chamber p/n 1105-810-805.</p>		
<p>Drive Belt Z</p>	<p>0181-810-102</p>	<p>52-191</p> <p>PJ889</p>		
<p>Brake Unit, X/Y</p> 	<p>0181-810-110</p>	<p>0180-099-010</p> <p>2.3BRA01 2.3BRA02</p>		
<p>Brake unit, Y</p>	<p>0181-810-115</p>	<p>0180-099-015</p> <p>2.4BRA01</p>		
<p>Cable 2.2 to 2.3</p> <p>Tabletop brake cable</p>	<p>0181-810-304</p>	<p>0181-750-004</p> <p>Cable, TCB J18 to 2.3BRA01/02 (LONG/LAT)</p>		

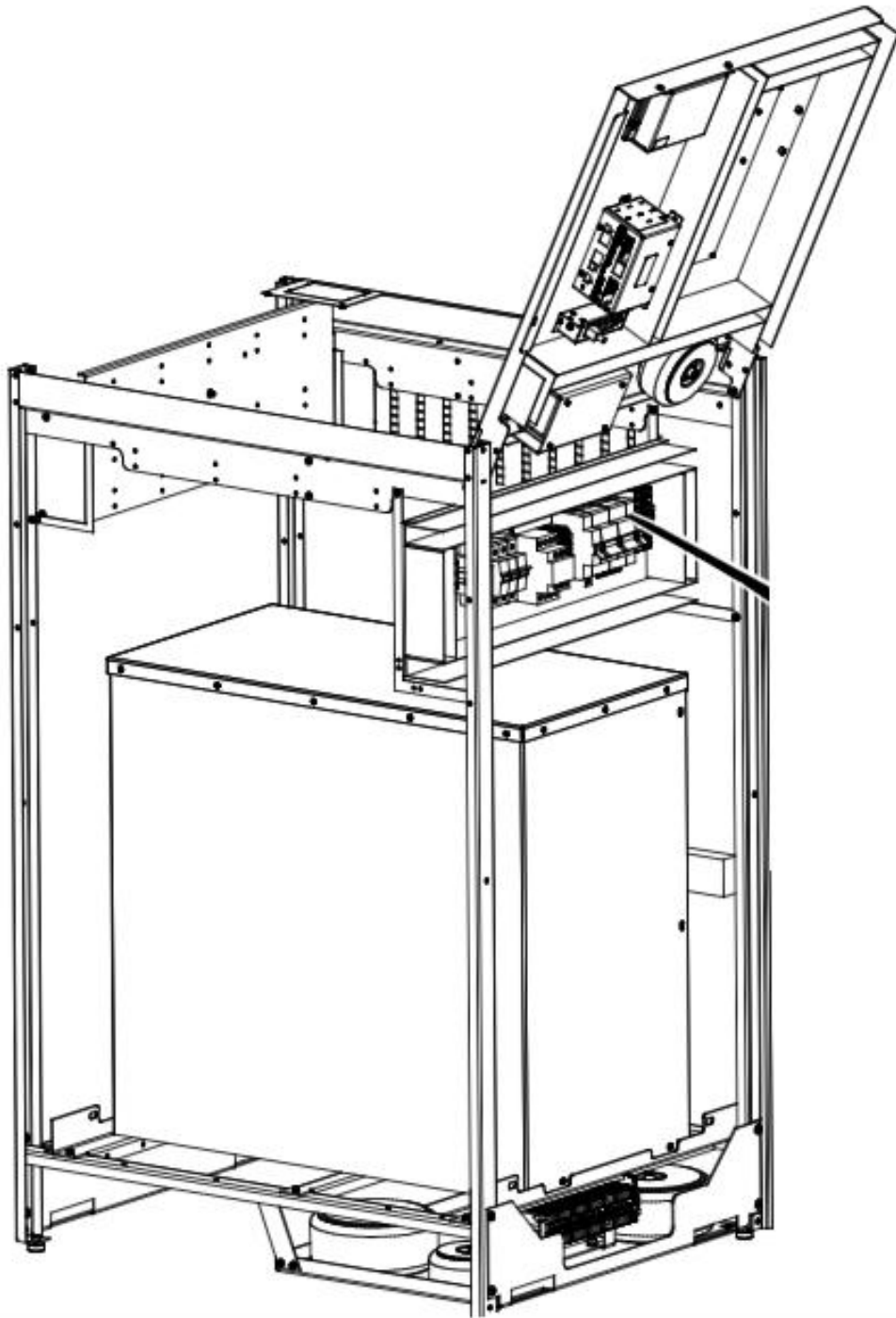
<p>Cable 2.2 to 2.3</p> <p>Tabletop brake cable</p>	<p>0181-810-305</p>	<p>0181-750-005</p> <p>Cable, TCB J17 to 2.4BRA01 (LAT)</p>		
<p>End covers, tabletop</p> <p>(4 pcs, left/right)</p>	<p>0181-810-176</p>	<p>0181-001-112 0181-001-113</p>		
<p>Magnet unit, Detector Holder</p>	<p>0181-810-204</p>	<p>0181-750-027</p>		
<p>Button, bucky tray eject</p>	<p>0182-810-061</p>	<p>0182-017-061</p>		
<p>Cable rotation Portrait/Landscape switches</p>	<p>0181-810-116</p>	<p>0058-750-016 2.DSW02 2.DSW03</p>		
<p>Detector tray switch</p>	<p>0181-810-108</p>	<p>0058-750-008 2.DSW06</p>		


<p>Cable grid switches</p>	<p>0181-810-118</p>	<p>0058-750-018 2.DSW04 2.DSW05</p>		
<p>Detector present switch</p>	<p>0181-810-129</p>	<p>0058-750-029 2.DSW06</p>		
<p>Detector size switch</p>	<p>0181-810-138</p>	<p>0058-750-038 2.DSW07</p>		
<p>Cable, SC to 2.1 System Cabinet to Table</p>	<p>0181-810-140</p>	<p>0181-750-040</p>		
<p>Cable bucky</p>	<p>0181-810-109</p>	<p>0058-750-009 <i>Cables routed from moving bucky to table base</i></p>		

<p>Tooth belt, Brake X</p>	<p>0181-810-301</p>	<p>0180-001-301 <i>AT5/600 8mm</i></p>		
<p>Housing AT5 Table top brake X</p>	<p>0180-810-340</p>	<p>0180-001-340</p>		
<p>PCB TCB</p>	<p>0181-810-353</p>	<p>71-353 72-353</p>		
<p>Field repair kit Flange bearings</p>	<p>TBD</p>	<p>2x 53-008</p>		
<p>Rail, Rollco 3080-500</p>	<p>0055-810-213</p>	<p>53-213 (1pc)</p>		
<p>Soft stop bumper Detector holder tray</p>	<p>1105-810-213</p>	<p>58455 (2pcs)</p>		


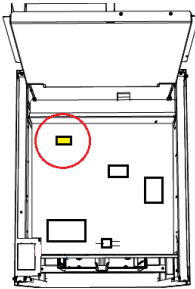

Handle, Detector holder	0180-810-028	0180-600-028 K6S M5x8 A	 A technical line drawing showing a handle assembly. The handle is a U-shaped metal bar with a yellow grip on the left side. It is shown being inserted into a slot on a detector holder. The holder has a grid pattern on its top surface.	 A photograph of the handle assembly. The handle is a silver-colored metal bar with a yellow grip on the left side. Two blue screws are shown next to it, which are used to secure the handle to the detector holder.
--	---------------------	----------------------------	---	--

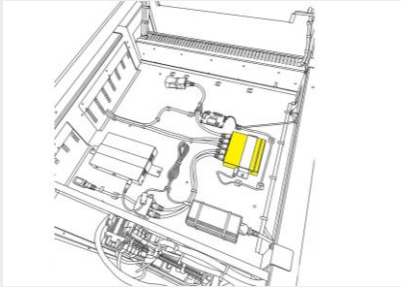

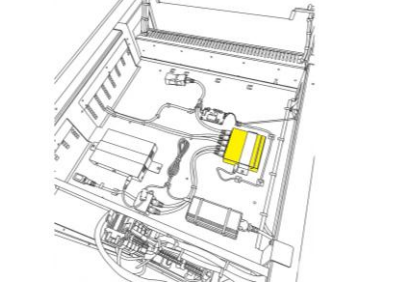

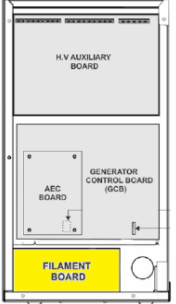

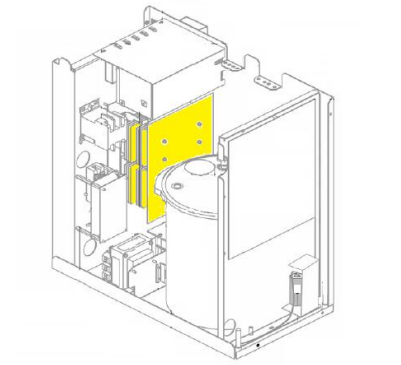

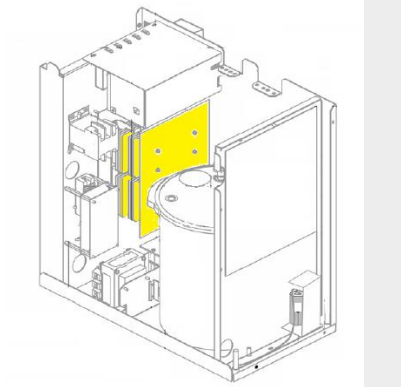

System Cabinet (SC)

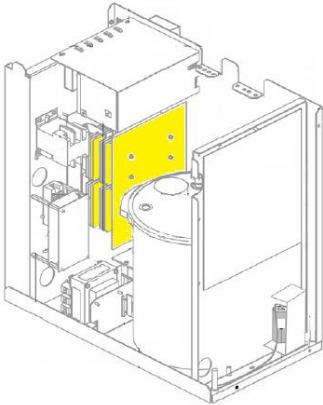

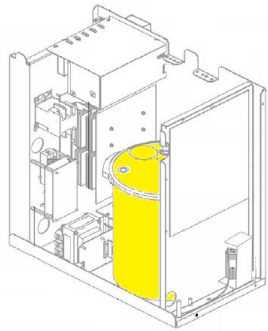

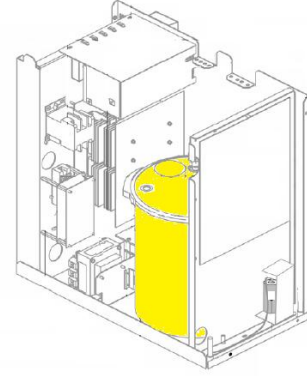

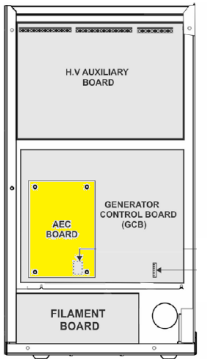



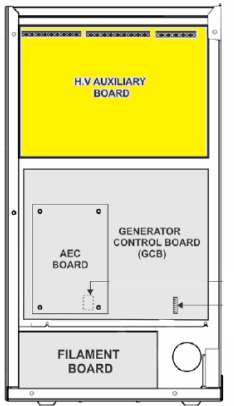

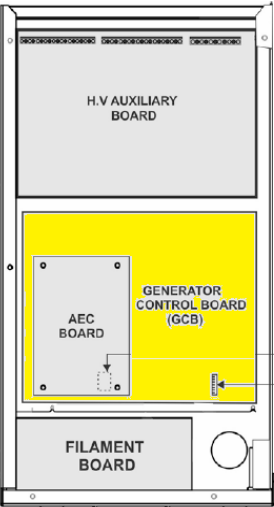

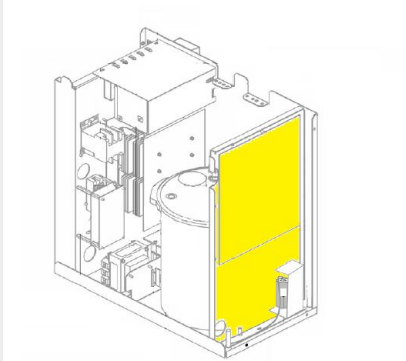

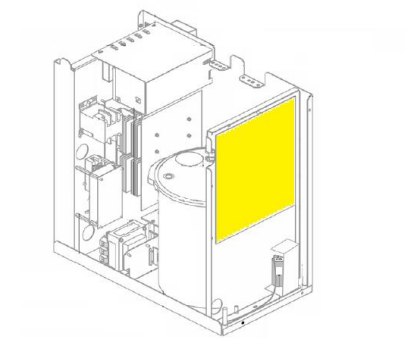

Description	Spare Part article no	Info/Number on spare part	Drawing	Photo
PCB OIB	0184-810-227	72-227 (24V version OIB)		
PCB FIB	0073-810-608	72-608 4.4FIB01		
PCB ESI	0184-810-240	71-240 72-240 4.4ESI01		
Relay 4.2RE01 (20A)	0170-810-056	10-056 4.2RE01		

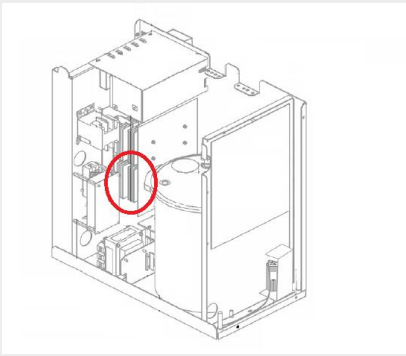

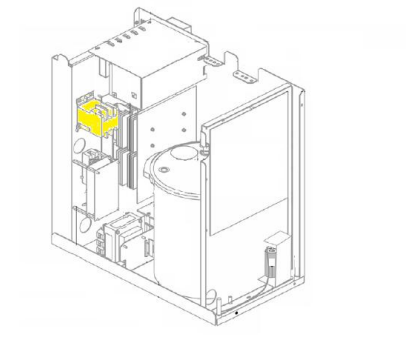

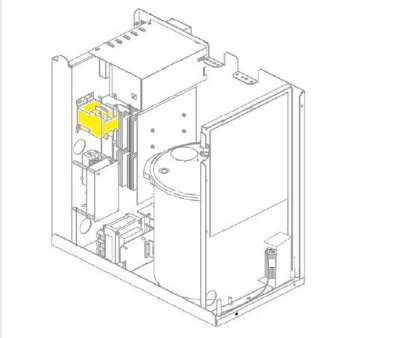

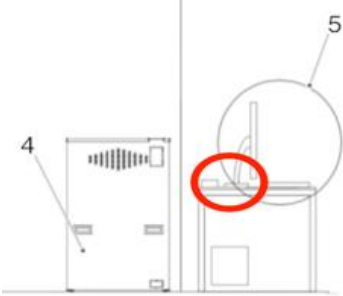

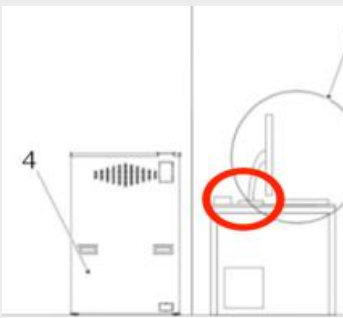

<p>Circuit breaker 20A C60SP 3P C20A</p>	<p>0072-810-096</p>	<p>09-096 4.2F01</p>		
<p>Circuit breaker 1A C60N 1P C1A</p>	<p>0072-810-098</p>	<p>09-098 4.2F02</p>		
<p>Circuit breaker 4.2F04, 6A C60N2PC6A</p>	<p>0170-810-197</p>	<p>09-097 4.2F03 4.2F04</p>		
<p>Circuit breaker 6A C60SP 1P C6A</p>	<p>0072-810-095</p>	<p>09-095 4.2F05</p>		
<p>PCB CB800 System Master</p>	<p>0180-810-001</p>	<p>70-201 4.4CB800_01</p>		

<p>Power supply 230/24</p>	<p>0512-810-408</p>	<p>12-408</p>		
<p>Power supply 24V 8,3A</p>	<p>0073-810-033</p>	<p>12-033</p>		
<p>Isolator, Ethernet LAN 5000V</p>	<p>0073-810-036</p>	<p>08-200 4.4ISO01 4.5ISO01</p>		
<p>Power supply 20W</p>	<p>0073-810-126</p>	<p>12-026 4.4PS02 4.5PS02</p>		
<p>Splitter, Ethernet Y-adapter</p>	<p>0073-810-119</p>	<p>93-019 1.3SPL01 4.5SPL01</p>		

<p>Switch D-Link DGS-105/E</p>	<p>0073-810-020</p>	<p>93-020 4.5HUB02</p>		
<p>Switch TP-Link TL-SG105E</p>	<p>TBD</p>	<p>93-021 4.5HUB02</p>		
<p>Filament Board</p>	<p>1100-810-001</p>	<p>71-955 SP90543100 CMP Replaces 73140700 and is backwards compatible.</p>		
<p>Inverter board For 80 kW generator</p>	<p>1100-810-002</p>	<p>90-479 SP90056910 <i>1pc also used in 50kW generators.</i></p>		
<p>Inverter board For 65 kW generator</p>	<p>1100-810-003</p>	<p>90-481 SP73688511</p>		

<p>Inverter board</p> <p>For 50 kW generator</p>	<p>1100-810-004</p>	<p>71-981</p> <p>SP73688512</p> <p>2pcs used if installed in 50kW generator</p>		
<p>High voltage module assembly 50 kW</p>	<p>1100-810-008</p>	<p>90-432</p> <p>90078620</p>		
<p>High voltage module assembly 65/80 kW</p>	<p>1100-810-009</p>	<p>90-437</p> <p>SP90078607</p>		
<p>ION AEC board</p> <p>CMP200</p> <p>Dedicated for AID</p>	<p>1100-810-013</p>	<p>71-956</p> <p>73799800</p>		

<p>H.V. Auxiliary board CMP 200, 400/480</p> <p>CMP200</p>	<p>1100-810-015</p>	<p>71-953</p> <p>SP73944299 CMP</p>		
<p>Generator control board (GCB)</p> <p>CMP200</p>	<p>1100-810-208</p>	<p>71-983</p> <p>90792600</p> <p>Note! This board is backwards compatible with earlier versions of GCB's including 90114600.</p>		
<p>Dual Speed Starter Subassembly</p> <p>CMP200</p> <p>Kit no: 24</p>	<p>TBD</p>	<p>71-995</p> <p>SP95148024 CMP</p> <p>Including DSS PCB SP95129802CMP</p>		
<p>Dual Speed Starter Board</p> <p>CMP200</p>	<p>TBD</p>	<p>71-994</p> <p>SP95129802CMP</p> <p>This p/n replaces SP90313202CMP.</p>		

<p>Thermal sensor board</p>	<p>1100-810-022</p>	<p>TBD</p> <p>SP90153100 CMP</p>		
<p>Contactor main power (DC)</p> <p>CMP200</p>	<p>1100-810-024</p>	<p>90-024</p> <p>SP95068000</p> <p>Replaced SP7220002 400CMP</p>		
<p>Contactor main power (AC)</p> <p>CMP200</p>	<p>1100-810-046</p>	<p>90-026</p> <p>95065800</p> <p>Note! Only compatible with Generator Control Board 90792600</p>		
<p>Exposure handle, external</p> <p>CMP200</p>	<p>1100-810-047</p>	<p>90-435</p> <p>90007700</p>		
<p>Console cable, 15m / 50ft</p> <p>Console to Generator Interface PWB</p>	<p>1100-810-048</p>	<p>71-984</p> <p>73209100</p> <p>For CMP200 Generators</p>		

<p>Rectifier Assy mains</p>	<p>1100-810-025</p>	<p>71-985 6623071100 "Diode bridge"</p>		
<p>Transformer auxiliary</p>	<p>1100-810-026</p>	<p>90-441 90340900</p>		
<p>Fan assembly</p>	<p>1100-810-027</p>	<p>71-959 73940100</p>		
<p>Battery, Timekeeper SRAM</p>	<p>1100-810-032</p>	<p>12-023</p>		
<p>EMC capacitor board</p>	<p>1100-810-033</p>	<p>71-992 90187910 used in 3 phase 400/480V generators. 50/65/80kW (73780309 was used until 2014)</p>		


<p>Main line fuse for 50kW 400/480 V</p>	<p>1100-810-065</p>	<p>SP6713837500 71-982 F1, F2, F3 Qty: 3pc SC-60</p>		
<p>Main line fuses for 65/80 kW 400/480 V</p>	<p>1100-810-034</p>	<p>SP6800004300 71-987 F1, F2, F3 included (Kit qty: 3pcs) OTS60</p>		
<p>H.V. auxiliary board fuse</p>	<p>1100-810-035</p>	<p>5550037500 71-709 F1, F6, F7</p>		
<p>H.V. auxiliary board fuse</p>	<p>1100-810-036</p>	<p>5570210570 71-705 F2, F3</p>		
<p>H.V. auxiliary board fuse</p>	<p>1100-810-037</p>	<p>5570211500 71-706 F10</p>		

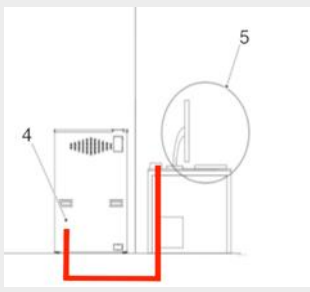

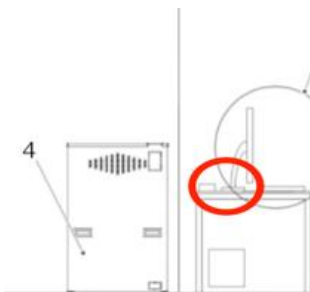





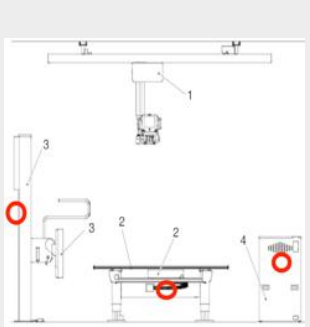

<p>H.V. auxiliary board fuse</p>	<p>1100-810-038</p>	<p>5550033400 71-707</p> <p>F11</p>		
<p>H:V: auxiliary board fuse</p> <p>Generator control board fuse</p>	<p>1100-810-039</p>	<p>550032600 71-708</p> <p>Aux: F12 GCB: F2</p>		
<p>H.V. auxiliary board, 400/480V unit fuse</p>	<p>1100-810-041</p>	<p>6711905800 71-986 (1pc)</p> <p>F4, F5</p>		
<p>H.V. auxiliary 400/480V unit fuse</p>	<p>1100-810-042</p>	<p>5550005300 71-701 (1pc)</p> <p>F8, F9</p>		
<p>Filament board fuse</p>	<p>1100-810-043</p>	<p>5550033100 71-702</p> <p>F1 F2</p>		

<p>DSS board fuses</p>	<p>1100-810-044</p>	<p>6739951800 71-703</p> <p>F1 F2</p>		
<p>Generator control board fuse</p>	<p>1100-810-045</p>	<p>5550033600 71-704</p> <p>F3</p>		
<p>Generator CMP200</p> <p>50kW</p>	<p>1100-810-100</p>	<p>90-953</p> <p>Incl. DAP- license</p>		
<p>Generator CMP200</p> <p>65kW</p>	<p>1100-810-101</p>	<p>90-955</p> <p>Incl. DAP- license</p>		
<p>Generator CMP200</p> <p>80kW</p>	<p>1100-810-102</p>	<p>90-957</p> <p>Incl. DAP- license</p>		

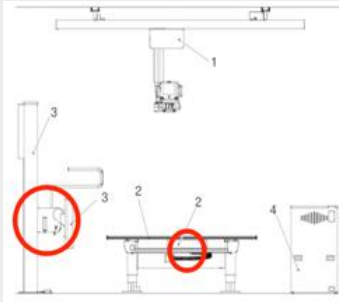

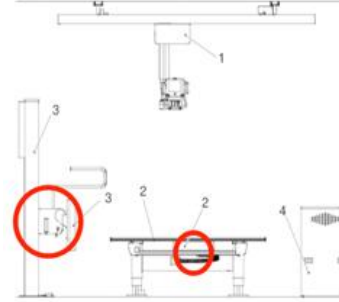



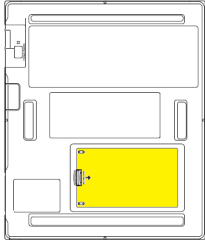



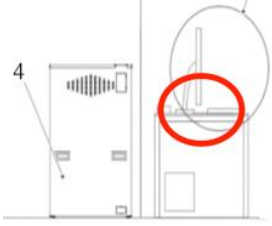

Image Acquisition System & Parts in Control room

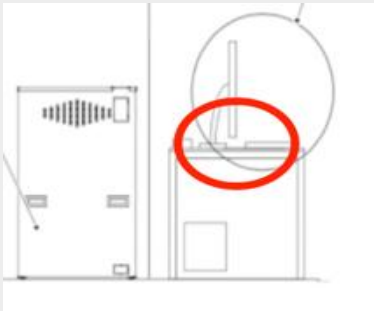
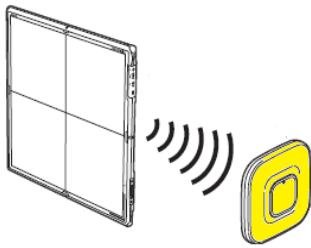

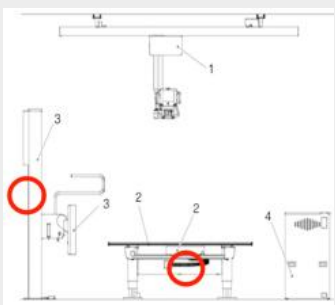

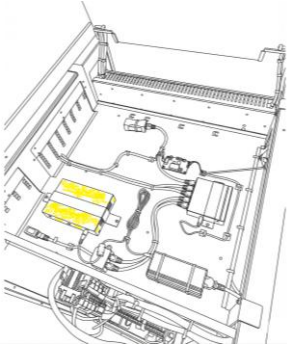
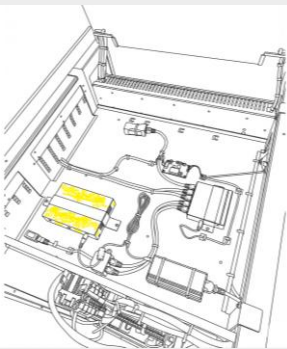

Note! Some parts related to the Image Acquisition System is not available for sales in USA and Canada. Please refer to the Spare part list for availability.

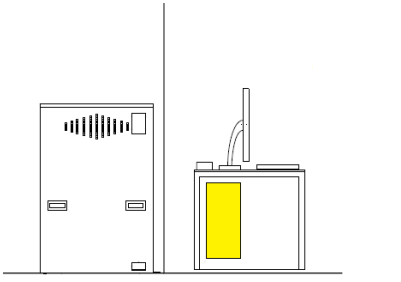

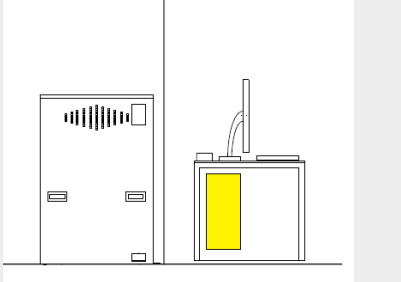







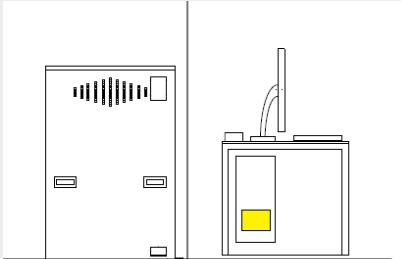





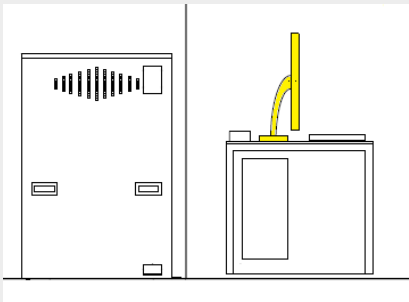

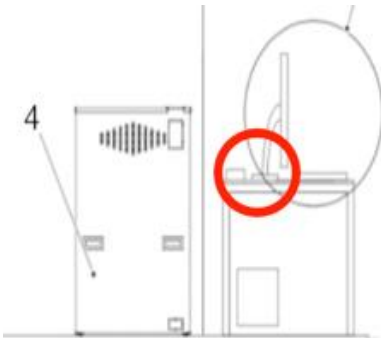

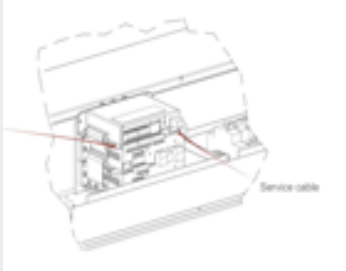



Description	Spare Part article no	Info/Number on spare part	Drawing	Photo
<p>Cable exposure handle, 15 meter</p>	<p>0073-810-026</p>	<p>0073-750-026</p> <p><i>Cable routed from System Cabinet to Mini console</i></p>		
<p>Mini console</p> <p>Incl. Hand switch</p>	<p>1105-810-436</p>	<p>90-436</p> <p>73598800</p>		
<p>Mini console</p> <p>Excl Hand switch</p>	<p>TBD</p>	<p>TBD</p> <p>73598801</p>		
<p>X-Ray Interface box XB-1A</p>	<p>1100-810-686</p>	<p>90-686</p>		
<p>Multi box MB-4A</p>	<p>1100-810-055</p>	<p>90-694</p> <p><i>Located either</i></p> <ol style="list-style-type: none"> 1) <i>on the back of Wallstand</i> 2) <i>Underneath Table bucky</i> 3) <i>Inside system cabinet</i> <p><i>(Depending on configuration)</i></p>		

<p>Multi box MB-02</p>	<p>1100-810-761</p>	<p>90-761</p>		
<p>Cover unit, Battery</p>	<p>1100-810-070</p>	<p>90-726 BM7-2329-000</p>		
<p>Corner Cushions 4pcs</p>	<p>1100-810-071</p>	<p>90-725 BA5-5135-000 (adhesive) For x10 series detectors</p>		
<p>Corner Cushions 4pcs</p>	<p>1100-810-072</p>	<p>90-728 BA5-8061-000 (interlocking) For 710C and 810C Wireless only</p>		
<p>Cover Sheet UIF, adhesive</p>	<p>1100-800-073</p>	<p>90-727 BA5-5284-000 For x10 series detectors</p>		











<p>Wiring cable WC-4A</p>	<p>1100-810-056</p>	<p>90-587</p> <p><i>For x10 series detectors and MB-4A</i></p>		
<p>Wiring cable WC-01-07</p> <p>(7,5m)</p>	<p>1100-810-057</p>	<p>90-763</p> <p><i>For Elite/Pro-detectors and MB-02</i></p>		
<p>Status indicator SI-4A</p>	<p>TBD</p>	<p>90-695</p>		
<p>Battery pack LB-4A</p>	<p>1100-810-058</p>	<p>90-586</p>		
<p>Battery Charger BC-01 230V</p>	<p>1000-099-202</p>	<p>1000-099-202 90-760</p> <p>Valid for CXDI-x10, x02, x20 and x03.</p>		
<p>Ready Indicator RI-3A</p>	<p>1100-810-060</p>	<p>90-688</p>		



<p>IR check-in I/F link module</p>	<p>1100-810-061</p>	<p>90-583</p>		
<p>Access point Netgear WAX610 AP</p>	<p>1100-810-063</p>	<p>90-911 Has replaced p/n 1100-810-062.</p>		
<p>CXDI Power box PB-6</p>	<p>1100-810-063</p>	<p>90-663</p>		
<p>Switch, POE D-Link DGS-1008P</p>	<p>1100-810-285</p>	<p>93-002</p>		
<p>Switch, POE D-Link DGS-1008P/F</p>	<p>1100-810-118</p>	<p>93-018</p>		

<p>HP Z4 G5 WS 3DISK T400</p> <p>Standard Workstation</p>	<p>1100-810-064</p>	<p>90-736</p>		
<p>HP Z4 G5 WS 3DISK RTX4000</p> <p>INR Workstation</p>	<p>1100-810-067</p>	<p>90-737</p>		
<p>HP Z4 G5 RTX A400</p> <p>Standard Workstation</p>	<p>TBD</p>	<p>90-738</p>		
<p>HP Z4 G5 RTX4000 Ada</p> <p>INR Workstation</p>	<p>TBD</p>	<p>90-739</p>		
<p>PC 525NE-G01</p> <p>Omnera workstation iNR</p>	<p>1100-810-068</p>	<p>90-786</p>		
<p>Network interface GB-Ethernet</p> <p>For 515NE302 (90-746)</p>	<p>1100-810-749</p>	<p>90-749 ETH 3</p>		



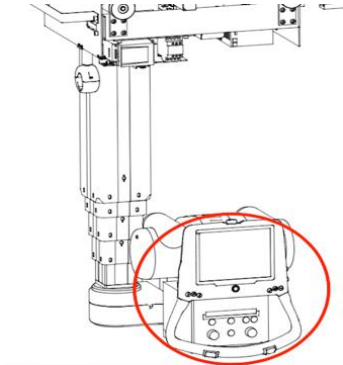

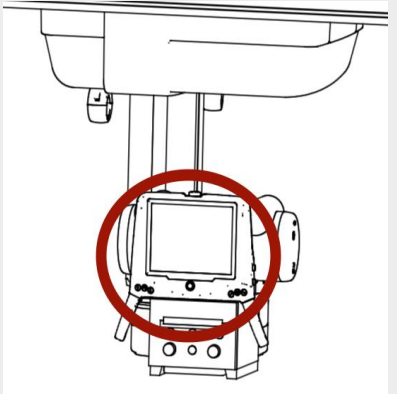

<p>Eizo RadiForce MS236WT-BK</p> <p>23” Multitouch Monitor EU</p>	<p>1100-810-087</p>	<p>90-507</p>		
<p>Eizo ELO ET2403LM Omnera</p>	<p>1105-810-018</p>	<p>90-018</p>		
<p>Emergency stop, external</p>	<p>TBD</p>	<p>0175-154-100</p>		
<p>Service cable, 5 meters</p>	<p>1100-810-201</p>	<p>0065-750-410</p>		
<p>Cable GEN J3 to D-sub</p>	<p>0073-810-064</p>	<p>0073-750-064</p> <p>Adapter for CMP200 RS232-cable.</p>		



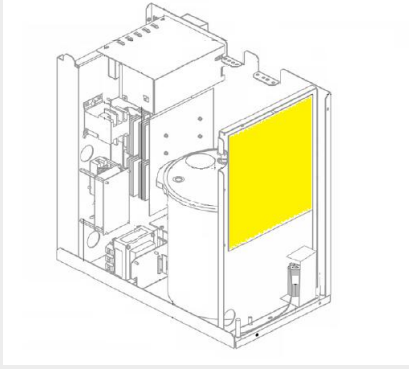

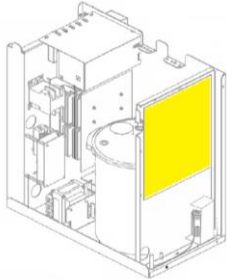

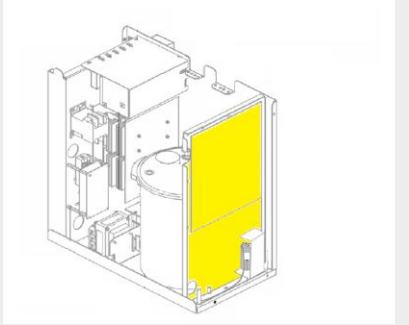

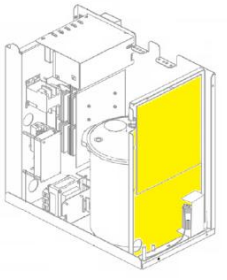

UPGRADE KITS





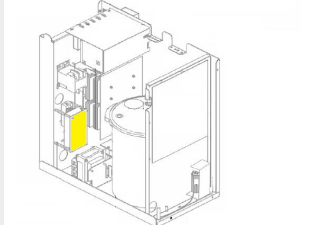



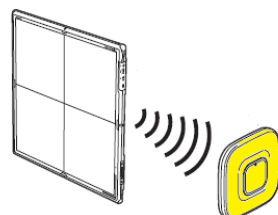

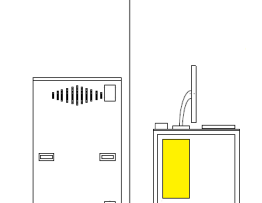

<p>Stitching, Upgrade kit</p>	<p>0180-815-100</p>	<p>0182-094-129 0170-151-023 Etc.</p>		
<p>AL02 Collimator (LED) Upgrade for Intuition 4C</p>	<p>0180-815-200</p>	<p>90-205 0170-750-200 Etc.</p>		
<p>Ralco 221, Upgrade kit</p>	<p>0170-815-023</p>	<p>0170-151-023 Upgrade from manual R302 to automatic R221.</p>		
<p>Display upgrade To upgrade from 10" display (Intuition 4C to 12" display (Intuition i3).</p>	<p>0180-815-220</p>	<p>0073-154-221 0073-605-162 Etc.</p>		
<p>Frequency Converter To upgrade from MX2 to 3G3MX2-EV2</p>	<p>0181-815-064</p>	<p>13-064 0181-750-112</p>		

<p>Camera, 2D Patient view, OTC</p> <p>Upgrade</p>	<p>0180-815-104</p>	<p>0180-154-064 0184-154-300</p>		
---	----------------------------	--------------------------------------	--	---

OBSOLETE SPAREPARTS

<p>Maneuver Display complete, with loop</p> <p>Light blue – color code: 625</p> <p>3rd generation</p>	<p>0183-810-009</p>	<p>0183-151-004</p> <p>Not available Has been replaced by 0180-815-220 and 0180-810-220</p>		
<p>Maneuver Display complete, with loop</p> <p>Grey – color code: 629</p> <p>3rd generation</p>	<p>0183-810-011</p>	<p>0183-151-006</p> <p>Not available Has been replaced by 0180-815-220 and 0180-810-220</p>		
<p>Maneuver Display complete, with handles</p> <p>Light blue – color code: 625</p> <p>3rd generation</p>	<p>0183-810-012</p>	<p>0183-151-005</p> <p>Not available Has been replaced by 0180-815-220 and 0180-810-220</p>		

<p>Collimator, R221 ACS</p>	<p>1105-810-229</p>	<p>90-229</p> <p>Not available. Has been replaced by 1105-810-231.</p>		
<p>Dual speed starter board</p>	<p>1100-810-028</p>	<p>71-989</p> <p>728877-06</p> <p>Not available Has been replaced by SP90313202</p>		
<p>Dual speed starter board</p> <p>CMP200</p> <p>Updated version with CAN-bus connection.</p>	<p>N.A</p>	<p>SP90313202</p> <p>Not available Has been replaced by SP95129802</p>		
<p>Dual speed starter subassembly</p> <p>CMP200</p> <p>Kit no: 21</p>	<p>1100-810-017</p>	<p>90-017</p> <p>SP90667221 CMP</p> <p>Including DSS PCB SP90313202CMP</p>		
<p>Dual speed starter subassembly</p> <p>CMP200</p> <p>Kit no: 24</p>	<p>N.A</p> <p>Including DSS PCB SP95129802CMP</p>	<p>SP90667224 CMP</p> <p>Not available Has been replaced by SP95148024</p>		

<p>Capacitor 12,5 µF</p>	<p>1100-810-029</p>	<p>Not available. Contact Arcoma.</p>		
<p>Capacitor 25 µF</p>	<p>1100-810-031</p>	<p>Not available. Contact Arcoma.</p>		
<p>EMC capacitor board</p>	<p>N.A</p>	<p>73780309 Discontinued in 2014</p>		
<p>Battery Charger BC-1A 230V</p>	<p>1100-810-059</p>	<p>90-662 Not available Has been replaced by 1000-099-202.</p>		
<p>Access point Aruba 505</p>	<p>1100-810-062</p>	<p>90-910 Not available Has been replaced by 1100-810-063</p>		
<p>PC 515NE302 Omnera workstation</p>	<p>1100-810-066</p>	<p>90-746 Not available Has been replaced by 1100-810-068</p>		

END OF DOCUMENT