

# ARCOMA

WORLD CLASS DIGITAL X-RAY SYSTEMS





**MORE THAN 2000 SYSTEMS  
INSTALLED WORLDWIDE**

## **ABOUT ARCOMA**

Arcoma has designed and manufactured World class digital systems since 1990. With more than 2000 systems sold globally through both OEM Imaging companies and partners Arcoma sets the standard for Digital Imaging.

Patient centric care is Arcomas approach to everything we design. Our focus is to provide an environment that maximizes comfort for both the patient and Radiographer.

Through unique combination of proven technology, Scandinavian manufacturing and process control, we manufacture some of the industries most technically advanced systems. We provide complete DR systems for use in hospitals, clinics and imaging centers of all sizes and serve customers throughout Europe, Asia, North America and Latin America.



# OUR MISSION

Arcoma develops, produces and provides complete radiology solutions worldwide with the mission to improve care for the patient and work environment for the user.



# ARCOMA PRECISION i5

## PREMIUM DIGITAL X-RAY SYSTEM

Arcoma Precision i5 is a premium digital X-ray system that provides high quality images, clinical flexibility and superior workflow. This is one of the most reliable products on the market, designed and built in Sweden according to the highest quality standards.

The workflow is excellent thanks to state-of-the-art ergonomics and supporting features such as auto positioning, wall stand with motorized tilt and automatic detector tracking. The manual fine-tuning of the overhead tube crane is unique and can be made with minimal force. Also the ultralight and flexible Canon detectors ensures excellent imaging result at all times with minimal dose.



Superior  
workflow

Safe  
investment

Excellent  
imaging result



*The wall stand with motorized tilt enables efficient examinations with minimal manual handling.*



*Arcoma Precision i5 offers a carefully designed glass overlay display completely without edges. This enables very easy cleaning and disinfection.*

## **SUPERIOR WORKFLOW**

Arcoma Precision i5 offers superior workflow thanks to state-of-the-art ergonomics and supporting features such as auto positioning, wall stand with motorized tilt and automatic detector tracking.

## **SAFE INVESTMENT**

Arcoma Precision i5 is designed for the high-volume needs in hospital imaging departments. Its robust construction and high quality in every detail helps ensuring reliable operation, long life time and minimal service which leads to low life-time cost.

## **LOW DOSE**

Arcoma Precision i5 provides high quality imaging with low dose for maximum patient safety. Software simulated grid is available as an option and can be used for all anatomies and can reduce dose with up to 60%.

## **EXCELLENT IMAGING RESULT**

Arcoma Precision i5 together with Canon flatpanel detectors and image reconstruction software guarantee best possible image quality at lowest possible dose.

## **FLEXIBLE DETECTOR CONFIGURATIONS**

The ultra-lightweight detectors can be used on board or stand-alone. Up to 4 detectors can be used with Precision i5 to provide optimal positioning and imaging flexibility. They can for example be shared between X-ray rooms or be used with mobile X-ray solutions.

## **SUPERIOR ERGONOMICS**

Arcoma Precision i5 with its smooth floating table top, good and flexible working height together with a lightweight OTC with easy fine tuning is an ideal ergonomic solution for both patient and operator.

# ARCOMA INTUITION

## VERSATILE DIGITAL RADIOGRAPHY SYSTEM

Arcoma Intuition is a versatile digital radiography system that combines outstanding image quality with clinical flexibility and high productivity for a wide range of radiographic applications. The cost-effective, modular concept allows you to configure the system to precisely fit your room and your clinical requirements.

Arcoma Intuition can be installed with the Arcoma X-ray Cube, a self-supporting solution that enables quick installation in a temporary hospital or where the ceiling is not strong enough for a standard installation.



Easy  
workflow

Smart  
investment

Ergonomic  
design





*Arcoma Intuition provides high quality imaging with the lowest dose possible.*



*Arcoma Intuition installed with the Arcoma X-ray Cube.*

## **EASY WORKFLOW**

Arcoma Intuition offers easy workflow thanks to automatic detector tracking, excellent fine-tuning of the overhead tube crane and the ultralight easy to handle detectors.

## **SMART INVESTMENT**

The Intuition system provides a cost-effective solution to a wide variety of clinical needs. Its robust construction and high quality helps ensuring reliable operation, long life time and minimal service which leads to low life-time cost.

## **LOW DOSE**

Arcoma Intuition provides high quality imaging with low dose for maximum patient safety. Software simulated grid is available as an option and can be used for all anatomies and can reduce dose with up to 60%.

## **EXCELLENT IMAGING RESULT**

Arcoma Intuition together with Canon flatpanel detectors and image reconstruction software guarantee best possible image quality at lowest possible dose.

## **FLEXIBLE DETECTOR CONFIGURATIONS**

Up to 4 detectors can be used with Arcoma Intuition. The flexible and lightweight detectors can be used on board or stand-alone and can for example be shared between X-ray rooms or be used with mobile X-ray solutions.

## **ERGONOMIC DESIGN**

Arcoma Intuition offers an ergonomic solution both for the patient and the operator. Thanks to the motorized movements, smooth movements and ergonomic working height of the table Arcoma Intuition is an ideal ergonomic solution.

# THE DETECTORS

## PREMIUM DETECTORS FROM CANON

Arcoma Intuition and Precision is powered by Canon's wireless CXDI detectors and imaging software. The detectors are among the lightest currently available, IP57 waterproof and enables optimal imaging performance.



- CXDI-710CW: 35.0 x 42.6 cm - 2.3 kg
- CXDI-810CW: 35.0 x 27.4 cm - 1.8 kg
- CXDI-410CW: 42.6 x 41.5 cm - 2.8 kg

Light and  
wireless

Strong and  
durable

Optimized  
imaging with  
low dose





*A comfortable hand grip enables efficient and easy transfer of the detectors.*



*The detectors are portable and wireless, which together with Arcoma's X-ray system enables the highest possible patient throughput.*

## **OPTIMIZED IMAGING WITH LOW DOSE**

Canon flatpanel detectors and image reconstruction software guarantee best possible image quality at lowest possible dose. Comprehensive image processing including 'Scatter Correction' and 'Advanced Edge Enhancement' imaging options optimize image quality with low dose.

## **LIGHT AND WIRELESS**

The detectors are portable and wireless, which together with Arcoma's X-ray system enables the highest possible patient throughput.

## **STRONG AND DURABLE**

Although the chassis and frame are lean, high performance and durability are ensured. The use of light weight materials improves the weight of the detectors as well as the strength and durability.

## **DUST AND WATERPROOF**

Contact with fluids and dust is inevitable, particularly in emergency- and high-dependency care. Our IP protection against dust and liquid entering the FPD provides you with extra assurance in the product, while it is in use under challenging conditions, or when cleaning the product for safety.

## **ERGONOMIC DESIGN**

The ergonomically sculpted detectors includes many features that enhances the user and patient experience. A comfortable hand grip enables efficient and easy transfer of the detectors. The detectors are also easy and pleasant to handle and position.

## **MULTI-FUNCTION STORAGE**

The multi-function docking station combines the following capabilities in one compact desktop unit to help make your work and workflow even more convenient: Detector check in, detector battery charging, image transfer and safe detector storage.



### **CXDI-401C COMPACT**

Dimensions: 46 x 49 x 1,5 cm

Weight: 7 kg (including cable)

Can be used with Arcoma Intuition and  
Arcoma Precision i5.

Part no: 0058-099-005



### **CXDI-410C WIRELESS**

Dimensions: 42.6 x 41.5 cm

Weight: 2.8 kg

Can be used with Arcoma Intuition and  
Arcoma Precision i5.

Part no: 0058-099-008 (incl. 2x battery pack)



### **CXDI-710C WIRELESS**

Dimensions: 35.0 x 42.6 cm

Weight: 2,3 kg

Can be used with Arcoma Intuition and  
Arcoma Precision i5.

Part no: 0058-099-006 (incl. 2x battery pack)



### **CXDI-810C WIRELESS**

Dimensions: 35.0 x 27.4 cm

Weight: 1,8 kg

Can be used with Arcoma Intuition and Arcoma  
Precision i5. Note: can not be used for wall stand and  
table. Only as free detector.

Part no: 0058-099-007 (incl. 2x battery pack)


---


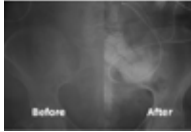
\* Up to four detectors can be included in the system. A wireless detector can be added to the system when:


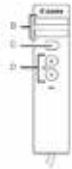

- The system is staged for a wireless detector (wireless detector already included in the system).

- The wireless detector shall be used as a free detector or in a detector holder that is already prepared for the specific detector.

# ACCESSORIES

	<p><b>KEYBOARD</b></p> <p>The infection control keyboard is easy, quick and safe to disinfect and clean daily. The keyboard is designed for use in all medical environments and have a completely flat surface that enables easy cleaning and maximum infection control with excellent tactile key response. (Sold together with the mouse as kit)</p> <p><b>MOUSE</b></p> <p>The infection control mouse is easy, quick and safe to disinfect and clean daily. It's designed for use in all medical environments and offers a flat surface that enables easy cleaning and maximum infection control. (Sold together with the keyboard as kit)</p> <p>Part no:          Belgian: 1000-099-021          Czeck: 1000-099-022          German: 1000-099-023          French: 1000-099-024          Italian: 1000-099-025          Nordic (Sweden, Denmark, Finland, Norway): 1000-099-026          Portugese: 1000-099-027          Spanish: 1000-099-028          Swiss/Luxembourg: 1000-099-029          UK: 1000-099-021</p>
	<p><b>EDGE ENHANCEMENT (SOFTWARE)</b></p> <p>Image processing filter that enhances the edge contrast and sharpness of the image.</p> <p>Applicable to: Arcoma Intuition and Arcoma Precision i5.</p> <p>Part no: 1000-925-003</p>

	<p><b>X-RAY GRID</b></p> <p>Stationary and detachable.</p> <p>Interspace material: Al          Cover material: Al or Carbon          Grid density: 40 lp/cm or 52 lp/cm*)          * required for CXI-401C Compact          Grid ratio:10:1          Focusing distance: 110, 115, 140, 150, 180</p> <p>Applicable to: Arcoma Intuition and Precision.</p> <p>Part numbers:          Grid 40 lp/cm, 10:1 Ratio, F115, Al type: 0180-099-050          Grid 40 lp/cm, 10:1 Ratio, F150, Al type: 0180-099-051          Grid 40 lp/cm, 10:1 Ratio, F180, Al type: 0180-099-052          Grid 52 lp/cm, 10:1 Ratio, F115, carbon cover: 0180-099-082          Grid 52 lp/cm, 10:1 Ratio, F140, Al type: 0180-099-076          Grid 52 lp/cm, 10:1 Ratio, F180, Al type: 0180-099-061          Grid 52 lp/cm, 10:1 Ratio, F180, Carbon cover: 0180-099-083          Grid 52 lp/cm, 10:1 Ratio, F110, Al type: 0180-099-060          Grid 52 lp/cm, 10:1 Ratio, F115, Carbon cover: 0180-099-082</p>
	<p><b>SCATTER CORRECTION (SOFTWARE)</b></p> <p>Scatter correction software increases the contrast of images taken without a grid up to a level similar to images taken with a grid.</p> <p>Applicable to: Arcoma Intuition and Arcoma Precision i5.</p> <p>Part no: 1000-925-011</p>

	<p><b>DETECTOR HOLDER</b></p> <p>Light weight detector holder with integrated grid.</p> <p>Material: Carbon fiber cover + fiber interspaced</p> <p>Measures: 52 lines/cm, ratio 8:1 Focal distance: 110 cm 401/410 701/710 801/810</p> <p>Focal distance: 140 cm 401/410</p> <p>Applicable to: Arcoma Intuition and Arcoma Precision i5.</p> <p>Part numbers:</p> <p>701/710 Portable W/Holder with grid (8:1, 110 cm, 52lp/cm): 0058-099-009</p> <p>810 Portable W/Holder with grid (8:1, 110 cm, 52lp/cm): 0058-099-010</p> <p>410 Portable W/Holder with grid (8:1, 110 cm, 52lp/cm): 0058-099-011</p> <p>410 Portable W/Holder with grid (8:1, 140 cm, 52lp/cm): 0058-099-012</p>
	<p><b>READY INDICATOR</b></p> <p>(B)The LED status indicator lights up or flashes to indicate detector status, detector registration and connection status.</p> <p>C)IR data port, communication port for the detector link.</p> <p>D)Sound level up/down. Sound signals indicating when the X-rays are received by the detector.</p> <p>Applicable to: Arcoma Intuition and Arcoma Precision i5.</p> <p>Part no: 1000-099-005</p>
	<p><b>FPD DOCKING STATION</b></p> <p>Applicable to: Arcoma Intuition and Arcoma Precision i5.</p> <p>Part no: 1000-099-001</p>

	<p><b>BATTERY CHARGER</b></p> <p>Applicable to: Arcoma Intuition and Arcoma Precision i5.</p> <p>Part no: 1000-099-004</p>
	<p><b>BATTERY PACK</b></p> <p>Applicable to: Arcoma Intuition and Arcoma Precision i5.</p> <p>Battery pack (LB-1A) (2:n generation 701) part no: 1000-099-011</p> <p>Battery pack (LB-4A) (3rd generation 710) part no: 1000-099-003</p>
	<p><b>MATTRESS BASIC 2200 MM</b></p> <p>A mattress for patient comfort to be placed on the carbon fibre table top.</p> <p>Applicable to: Arcoma Intuition and Arcoma Precision i5.</p> <p>Part no: 0055-099-007</p>
	<p><b>MATTRESS COMFORT</b></p> <p>A mattress for patient comfort to be placed on the table top.</p> <p>Applicable to: Arcoma Intuition and Arcoma Precision i5.</p> <p>Part no: 0055-099-001</p>
	<p><b>LATERAL CASSETTE/ DETECTOR HOLDER</b></p> <p>Lateral cassette holder that can be easily attached to the table top.</p> <p>Applicable to: Arcoma Intuition and Arcoma Precision i5.</p> <p>Part no: 0055-099-011</p>
	<p><b>PATIENT HANDGRIP (1 PCS)</b></p> <p>Patient handgrip that can be easily attached to the table top for increased patient comfort.</p> <p>Applicable to: Arcoma Intuition and Arcoma Precision i5.</p> <p>Part no: 0055-099-014</p>

	<p><b>COMPRESSION BELT BASIC</b></p> <p>Used to compress the patient to reduce the secondary radiation and thereby reduce noise in the image</p> <p>Applicable to: Arcoma Intuition and Arcoma Precision i5.</p> <p>Part no: 0055-099-028</p>
	<p><b>COMPRESSION BELT PREMIUM</b></p> <p>Used to compress the patient to reduce the secondary radiation and thereby reduce noise in the image</p> <p>Applicable to: Arcoma Intuition and Arcoma Precision i5.</p> <p>Part no: 0055-099-029</p>
	<p><b>FORM PAD LARGE - HEAD</b></p> <p>Form pad for supporting the patient during the examination.</p> <p>Measures: 25x24,5x9 cm.</p> <p>Applicable to: Arcoma Intuition and Arcoma Precision i5.</p> <p>Part no: 0080-099-052</p>
	<p><b>FORM PAD MEDIUM - WEDGE</b></p> <p>Form pad for supporting the patient during the examination.</p> <p>Measures: 50x28x10/1 cm.</p> <p>Applicable to: Arcoma Intuition and Arcoma Precision i5.</p> <p>Part no: 0080-099-050</p>
	<p><b>FORM PAD SMALL - RECTANGLE</b></p> <p>Form pad for supporting the patient during the examination.</p> <p>Measures: 25x24,5x9 cm.</p> <p>Applicable to: Arcoma Intuition and Arcoma Precision i5.</p> <p>Part no: 0080-099-051</p>

	<p><b>FOOT CONTROL (WIRED)</b></p> <p>Wired foot control for up/down of table top.</p> <p>Pedal colour: blue</p> <p>Applicable to: Arcoma Intuition and Arcoma Precision i5.</p> <p>Part no: 0072-099-004</p>
	<p><b>PATIENT LATERAL ARMREST</b></p> <p>Applicable to: Arcoma Precision i5 and Arcoma Intuition.</p> <p>Part no: 0072-099-306</p>
	<p><b>FOOT CONTROL (strip type)</b></p> <p>For release of breaks for the floating table top.</p> <p>Applicable to: Arcoma Intuition and Arcoma Precision i5.</p> <p>Part no: 0055-099-025</p>
	<p><b>HAND CONTROL</b></p> <p>For adjusting automatic collimator settings.</p> <p>Applicable to: Arcoma Intuition and Arcoma Precision i5.</p> <p>Precision i5 &amp; Intuition (Two column table) Part no: 0055-099-009</p> <p>Intuition (standard table), X/Y/Z Manoeuvre handle. Part no: 0181-099-008</p> <p>Intuition (standard table) Automatic collimator. Part no: 0181-099-009</p>



Annvägen 1 | 352 46 Växjö | Sweden  
Phone +46 (0)470-706900 | Fax +46 (0)470-706999  
service@arcoma.se | www.arcoma.se

*delivered by*